

PORODO
LIFESTYLE



Porodo Lifestyle
ELECTRIC FACIAL
Eye Massage Stick

SKU: PDXL008SLWH

Table of Contents

Product Overview	2
Specifications	2
Product Features	3
Product Design	4
Usage Instructions	4
Application Areas	5
Safety Precautions	5
Charging Instructions	6
Disposal	6
Warranty	7
Contact Us	7

Product Overview

The Electric Eye Massage Stick is a versatile beauty device designed to provide an advanced facial treatment at home. It combines multiple therapeutic features, including Red & Blue Light Therapy, which helps reduce inflammation and improve skin regeneration, Hot Compress Therapy to soothe and relieve tension, Sonic Vibration Massage for enhancing circulation and reducing puffiness, and Microcurrent Stimulation for a firming and lifting effect. Made with Zinc Alloy and ABS, it has a Type-C charging interface and a 200mAh battery that provides up to 90 minutes of use. It takes only 2 hours to fully recharge and weighs just 45g. The compact size of 21 x 57 x 167 mm makes it easy to handle and perfect for on-the-go use.

Specifications

Input	5V/1A
Material	Zinc Alloy + ABS
Charging Interface	Type-C
Battery Capacity	200mAh
Working Time	90 Minutes
Recharge Time	2H
Product Weight	45g

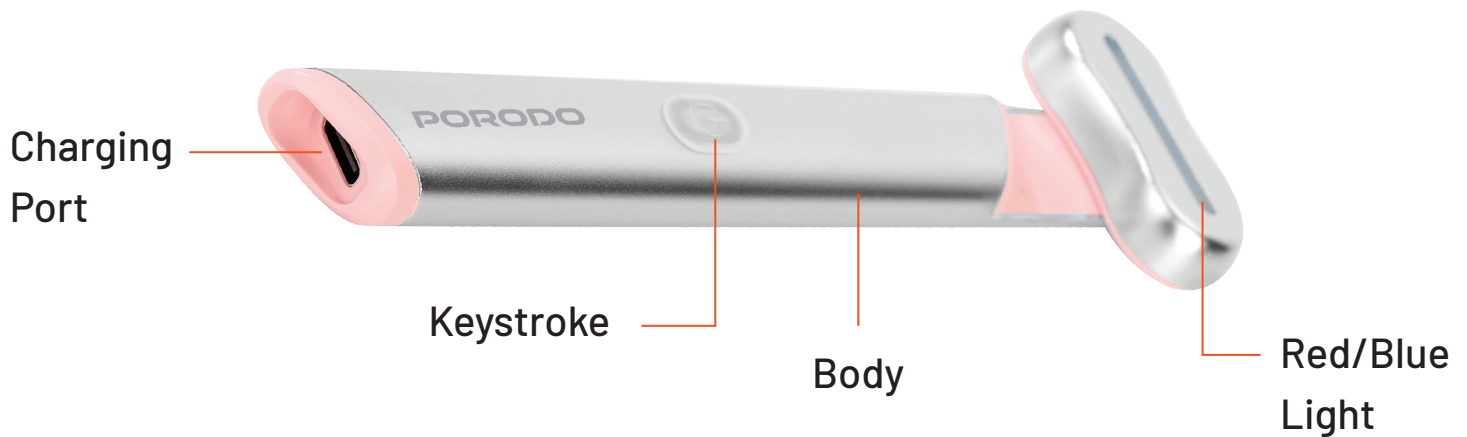
Product Size	21 x 57 x 167 mm
Model Number	PDXL008

Product Features

- 1. Red & Blue Light Therapy:** Reduces puffiness, enhances skin regeneration, and promotes collagen production.
- 2. Hot Compress Therapy:** Soothes and relaxes the skin, improving overall comfort.
- 3. Sonic Vibration Massage:** Stimulates circulation, helping to reduce puffiness and improve skin tone.
- 4. Microcurrent Stimulation:** Firms and lifts the skin by targeting deeper layers for a youthful appearance.
- 5. Type-C Charging Interface:** Ensures fast and convenient recharging.
- 6. Long-lasting Battery:** 200mAh capacity provides up to 90 minutes of continuous use.
- 7. Recharge Time:** Fully recharges in 2 hours.
- 8. Lightweight Design:** Weighs just 45g for easy handling and portability.
- 9. Compact Size:** Measures 21 x 57 x 167 mm, perfect for on-the-go use



Product Design



Usage Instructions

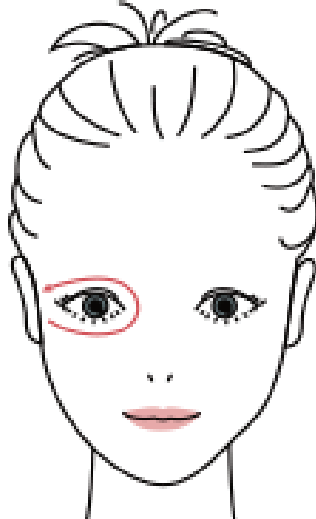
- 1.** Cleanse your face thoroughly to remove any facial oil, ensuring a better user experience.
- 2.** The device activates when the introduction head touches the skin while being held. It automatically stops once it leaves the skin, thanks to an electronic intelligent touch chip and sensor
- 3.** When in use, the device activates bio-micro-electricity, optical skin beauty, and sonic vibration simultaneously. All functions will stop once the device is no longer in contact with the skin.
- 4.** To ensure a smooth experience, first test the device on your hand before applying it to the eye area. If no discomfort is felt, proceed to use it around the eyes.
- 5.** You may experience a light flickering sensation when the eyes are open or closed. This is due to the biological micro-electricity function and is completely normal.
- 6.** Consistent use can help improve skin texture, reduce wrinkles, and enhance firmness, leaving the skin smooth and rejuvenated.

Application Areas


1. **Eye Area:** The device is ideal for relieving fine lines, dark circles, and eye bags.
2. **Face & Neck:** It is also effective for smoothing nasolabial lines, neck lines, and firming the skin.
3. For optimal results, switch the angle of the device according to the area of the face or neck you are treating.
4. Always use an upward motion for lifting effects.



Face



Eye Area



Neck

Safety Precautions

1. Do not disassemble or modify the product without permission.
2. Ensure the guide head is not placed in the opposite direction during use.
3. A light flickering sensation around the eyes is normal and caused by the biological micro-electricity effect. Do not be concerned.
4. Due to individual resistance variations, some users may experience a

stronger electric shock. Adjust use based on personal tolerance. If discomfort occurs, stop using the device immediately.

5. After use, wipe the device with a clean cloth or wet paper towel.
6. If you notice abnormal vibrations during use, check if the battery is low or the device has shut down.
7. When not in use for an extended period, turn off the device and store it in a dry place, away from direct sunlight.
8. Keep the product out of the reach of children. It is not a toy and should not be used as such.

Charging Instructions

1. **Charging Port:** Located at the bottom of the device. When the battery is low, connect the charging cable provided in the package to the charging port to recharge the device.
2. **Power Button:** Press and hold the key to turn the device on.
3. **Massage Head:** The massage head can rotate up to 270° for flexible use.

Disposal

This product must not be disposed of as unsorted household waste. It is important to separate such waste for proper treatment and recycling, in compliance with local waste management regulations.

Warranty

Products that you buy directly from our **Porodo** website or shop come with a 24-month warranty.

When you buy **Porodo** products from any of our approved sellers, you only get a 12-month warranty. If you want to extend this warranty, go to our website at **porodo.net/warranty** and fill out the form with your information. Don't forget to upload a picture of the product too. After we've checked and accepted your request, we'll send you an email to confirm that your product's warranty has been extended.

For more info, please check:
porodo.net/warranty

Contact Us

If you have any questions about this Privacy Policy, please contact us at:

info@porodo.net

Website: **porodo.net**

Service Support: **support@porodo.net**

Instagram: **porodo**