



GREEN LION



Green Lion

VINTAGE 2 IN 1 STYLUS PENCIL

SKU: GNVG2N1PENYL

Model No: GL-PEN5

Table of Contents

Product Overview	2
Specifications	2
Packing List	3
Dispositivo Campatible	3
Checking the Model	4
Setup Guide	4
Disposal	7
Warranty	7
Contact Us	7

Product Overview

The Green Lion Vintage 2-in-1 Stylus Pencil offers universal compatibility with devices like iPads and more. It features advanced tilt sensitivity, allowing for precise drawing and writing. The stylus includes palm rejection technology for a smooth experience, with no delay or offset. It also boasts a long battery life of up to 12 hours of usage, fast charging via a Type-C port, and a top silicone tip for comfort and durability. The sleek design combines functionality and style, making it an ideal tool for digital creators.

Specifications

Model No	GL-PEN5
Material	Aluminum Alloy + POM
Nib Diameter	1.7 mm
Battery	130mAh
Charging Port	Type-C
Charging Time	20 min
Usage Time	12 Hrs
Standby Time	6 Months
Auto Power Off	10 min
Product Weight	18 g
Product Dimensions	1.7*9*166 mm
Compatible	2018 & After iPads (12.2 & Above)

Packing List

1. Stylus Pen *1
2. Stylus Replaceable Tip *2
3. Type C Cable *1

Dispositivo Campatible


	Device	Size	Year published	Model	IOS
iPad Pro	iPad Pro 12.9 (7th)	12.9inch	2024-5	A2925/A2926/A3007	iPadOS 17
	iPad Pro 11 (5th)	11inch	2024-5	A2836/A2837/A3006	iPadOS 17
	iPad Pro 12.9 (6th)	12.9inch	2022-12	A2348/A2764/A2374/A2766	iPadOS 16
	iPad Pro 11 (3rd)	11inch	2022-11	A2759/A2435/A2671/A2661	iPadOS 16
	iPad Pro 12.9 (5th)	12.9inch	2021-12	A2378/A2461/A2379/A2462	iPadOS 15
	iPad Pro 11 (4th)	11inch	2021-11	A2377/A2459/A2460	iPadOS 15
	iPad Pro 12.9 (4th)	12.9inch	2020-3 2018-9	A2229/A2069/A2233/A2333/A1876/A2014/A1835/A1833	iPadOS 12.2 or above
	iPad Pro 11	11inch	2020-3 2018-9	A2288/A2068/A2331/A2311/A1980/A2013/A1979	iPadOS 12.2 or above
iPad Air	iPad Air 7	13inch	2025-3	A3268/A3269/A3271	iPadOS 18
	iPad Air 7	11inch	2024-5	A3266/A3267/A3270	iPadOS 18
	iPad Air 6	11inch	2024-5	A2902/A2903/A2904	iPadOS 17
	iPad Air 6	12.9inch	2024-5	A2898/A2899/A2900	iPadOS 17
	iPad Air 5	10.9inch	2022-3	A2589/A2591	iPadOS
	iPad Air 4	10.9inch	2020-9	A2334/A2076/A2353/A2356	iPadOS 14.0 or above
	iPad Air 3	10.5inch	2019-3	A2152/A2133/A2134/A2154	iPadOS 12.2 or above
iPad	iPad 11	11inch	2025-3	A3354/A3355/A3356	iPadOS 18
	iPad 10	10.2inch	2022-10	A3162/A2667/A2757/A2777	iPadOS 16
	iPad 9	10.9inch	2021-9	A2602/A2640/A2638/A2605	iPadOS
	iPad 7/8	10.2inch	2020-9 2019-9	A270/A2421/A2430/A2171/A2197/A2220	iPadOS 13.1 or above
	iPad 6	9.7inch	2018-3	A1893/A1954	iPadOS 12.1.4 or above
iPad mini	iPad mini (A17 Pro)	8.3inch	2024-10	A2993/A2955/A2996	iPadOS 15
	iPad mini 6	8.3inch	2021-9	A2567/A2568/A2569	iPadOS 12.2 or above
	iPad mini 5	7.9inch	2019-3	A2133/A1214/A1215	iPadOS 12.2 or above

Checking the Model

Navigate to Settings > General > About > Model Number.

You can also find the model number on the back of the iPad device.

Note: The rubber tip is compatible with all iPhones, iPads, Android, and Microsoft devices.

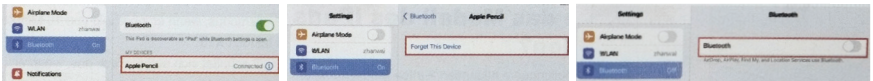


Setup Guide

A. Using pen

This stylus has no Bluetooth function. It can be used directly by pressing the power button.

1. Go to Settings > Apple Pencil > Turn off "Only Draw with Apple Pencil".
2. If your iPad has been connected to the Apple Pencil before, follow these steps: Go to Settings > Bluetooth > Apple Pencil > Tap Forget this device. Setting > Bluetooth > Turn off bluetooth

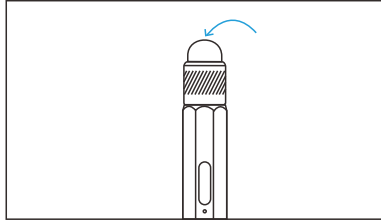


B. Quick Guide

1. Power On & Off:

If the iPad has already been connected to the Apple Pencil: Go to Settings > Bluetooth > Find "Apple Pencil" and tap Forget This Device.

Press the power button to turn the stylus on; when the indicator light turns on, the stylus is activated. To turn it off, press the power button again until the indicator light goes out.



2. 10-Minute Auto Sleep Function:

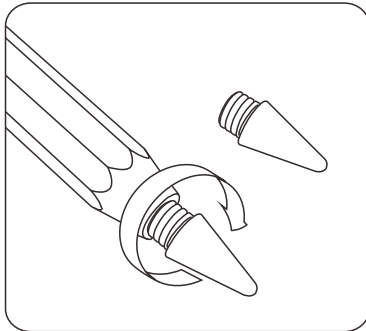
If the stylus is left in the power-on state, it will automatically enter sleep mode after 10 minutes of inactivity.

The indicator light will blink slowly after 10 minutes of inactivity.

The stylus will automatically wake up and enter working mode when it is used within 10 minutes. It will automatically turn off if not used within 10 minutes.

3. Replace the Stylus Tip:


The pen tip is removable and replaceable for long-term use.



D. Indicator Light

The white light is on while working.

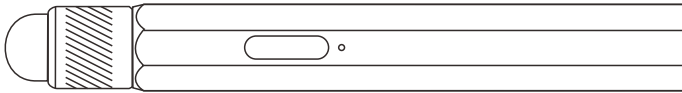
The red light indicates charging, and the green light appears when fully charged.



c. Magnetic Function

The stylus can be magnetically attached to the side of iPad Pro and iPad Air for easy carrying.

This feature is only available for iPads with magnetic suction on the side.



Disposal

This product must not be disposed of as unsorted household waste. It is important to separate such waste for proper treatment and recycling, in compliance with local waste management regulations.

Warranty

Products that you buy directly from our **Green Lion** website or shop come with a 24-month warranty.

When you buy **Green Lion** products from any of our approved sellers, you only get a 12-month warranty. If you want to extend this warranty, go to our website at <https://www.greenlion.net/warranty> and fill out the form with your information. Don't forget to upload a picture of the product too. After we've checked and accepted your request, we'll send you an email to confirm that your product's warranty has been extended.

For more info, please check:
<https://www.greenlion.net/warranty>

Contact Us

If you have any questions about this Privacy Policy, please contact us at:

Website: <https://www.greenlion.net/>

Sales: sales@greenlion.net

Service Support: Support@greenlion.net

Telegram: [@greenlion_global](https://www.instagram.com/greenlion_global)

Instagram: [@greenlion_global](https://www.instagram.com/greenlion_global)