



Green Lion

Wireless CAMBRIDGE Earbuds

SKU: GNCTWS93BUD
Model Number: GL-TWS93

Table of Contents

Product Overview	2
Specifications	2
Pairing Instructions	3
Touch Control Functions	4
Charging Indicators	4
Product Functions	5
Safety Precautions	5
Disposal	6
Warranty	7
Contact Us	7

Product Overview

The Green Lion Cambridge Wireless Earbuds offer a smart choice for those seeking premium sound quality and modern design. Featuring a durable titanium memory alloy build, these earbuds are built to last while providing an open-ear, clip-on design for comfort and ease of use. With an IPX4 waterproof rating, they are resistant to sweat and water, making them suitable for various environments. The earbuds support ENC (Environmental Noise Cancellation) for crystal-clear calls and are equipped with Bluetooth V6.0 for stable, fast connections. Charging is made convenient with USB-C compatibility, and with a 16-hour playtime, they are designed for extended use without the need for frequent charging. The Green Lion Cambridge Wireless Earbuds provide a sleek and reliable solution for everyday use and active lifestyles.

Specifications

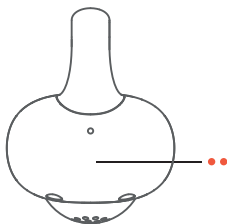
Model No.	GL-TWS93
Material	ABS+Titanium Alloy
Case Battery	300mAh
Earbuds Battery	40mAh
Bluetooth	V6.0
Transmission Range	10 m
Speaker	11 mm

Frequency	20Hz-20kHz
Impedance	16Ω±%15
Sensitivity	122±3 dB
Waterproof	IPX4
Charging Port	USB-C
Charging Time	2 Hrs
Single Playtime	4 Hrs
Playtime With Case	16 Hrs
Standby Time	80 Hrs
Product Weight	44 g
Product Dimensions	67.9*44*44.3 mm

Pairing Instructions

1. Turn on the Bluetooth on your phone.
2. Open the Earphone case and take out the earphones and get close to the unlocked mobile phone.
3. Search for "GL-TWS93" and click to start Pairing.

Touch Control Functions

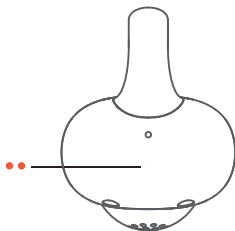


1. Left Earphone

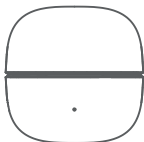
- a. Click twice to Play/Pause.
- b. Click three times to return to the previous song.
- c. Press and hold for 2.5 seconds to activate the voice assistant.
- d. Touch Twice to answer or end calls.
- e. Press and hold for 2 seconds to reject incoming calls.

2. Right Earphone

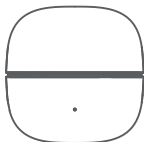
- a. Click twice to Play/Pause.
- b. Click three times to skip to the next song.
- c. Press and hold for 2.5 seconds to activate the voice assistant.
- d. Touch Twice to answer or end calls.
- e. Press and hold for 2 seconds to reject incoming calls.



Charging Indicators



- a. When the product is charging, a white light keeps flashing.



- b. When the charging is complete, the white light stays on.

Product Functions

- 1. Boot:** After opening the charging chamber cover, take out the left and right headphones, and they will boot up and automatically pair.
- 2. Shutdown:** Place the headphones into the charging case, and the headphones will automatically shut down.
- 3. Single Ear Usage:** Take out one headphone, connect to Bluetooth, and return the other earbud to the case to use the single ear function.
- 4. Automatic Reconnection:** When the phone has not deleted the paired device name, simply take out the headphones, and they will automatically reconnect.
- 5. TWS Automatic Pairing:** Place the headphones in the charging bin, then reopen the charging case and take out the headphones. The left and right earbuds will automatically pair.
- 6. Charging Instruction:** When charging, the charging row will show a white light, indicating full electricity. Once the headphones are placed in the case, the green light on the case will turn on, showing that the charging is in progress.

Safety Precautions

- 1.** The earphones should be stored in a dry and ventilated environment to avoid contact with oil, water, and steam, so as not to affect the product's performance.
- 2.** Do not let solvents or articles containing these ingredients make contact with the earphones and the case.
- 3.** The earphones need to be used correctly and properly according to the instructions. Attention should be paid to the influence of the environment on the headset. In order to ensure a smooth connection, it is recommended that the distance between the mobile phone and the headset be within 10 meters.

4. If the headset has connection issues or poor communication, please do not disassemble the headset body and its accessories.
5. To charge the headset, please use the standard car charger or the charger specified by our company.
6. To ensure the normal use of the headset, please make sure the headset is fully charged.
7. Do not expose the earphones to extremely hot or cold environments, as this may damage the internal components and reduce performance.
8. Avoid placing the earphones near strong magnetic fields, such as those from large speakers or magnets, to prevent potential interference with the device's functionality.
9. To maintain sound quality, clean the earphones regularly with a soft, dry cloth. Avoid using abrasive materials that may damage the surface.
10. Dropping or exposing the earphones to physical shocks may result in damage to the internal components. Handle with care.
11. Avoid submerging the earphones in water or exposing them to heavy rainfall for extended periods.
12. Do not attempt to disassemble the earphones or modify their internal components. This may cause a malfunction and void the warranty.
13. When the earphones are not in use, store them in their case to protect them from dust and physical damage.

Disposal

This product must not be disposed of as unsorted household waste. It is important to separate such waste for proper treatment and recycling, in compliance with local waste management regulations.

Warranty

Products that you buy directly from our **Green Lion** website or shop come with a 24-month warranty.

When you buy **Green Lion** products from any of our approved sellers, you only get a 12-month warranty. If you want to extend this warranty, go to our website at <https://www.greenlion.net/warranty> and fill out the form with your information. Don't forget to upload a picture of the product too. After we've checked and accepted your request, we'll send you an email to confirm that your product's warranty has been extended.

For more info, please check:
<https://www.greenlion.net/warranty>

Contact Us

If you have any questions about this Privacy Policy, please contact us at:

Website: <https://www.greenlion.net/>

Sales: sales@greenlion.net

Service Support: Support@greenlion.net

Telegram: [@greenlion_global](https://www.instagram.com/greenlion_global)

Instagram: [@greenlion_global](https://www.instagram.com/greenlion_global)