

PORODO



Porodo

Robo Tag
1.85" Badge Magic Pro

SKU: PDB2WH

Table of Contents

Product Overview	2
Specifications	2
Product Features	3
Device Components	4
Instructions for Use	4
Disposal	7
Warranty	8
Contact Us	8

Product Overview

The Porodo Robo Tag is an electronic badge with a 1.85-inch round HD screen that offers multi-color options and customizable images. It features Bluetooth 5.4 for easy pairing and touch control for smooth operation. The badge supports GIF animations and 3-second video playback, along with adjustable brightness for better visibility. It also supports E-Goods applications and image transfer, and is compatible with both the App Store and Google Play Store, providing a modern and functional accessory for various uses.

Specifications

Battery Capacity	450mAh
Memory Input	5V/1A
Display Size	1.85" IPS
Resolution	360 × 360
Display Mode	Image Display, GIF Animation, 3-Second Video
Control Mode	18 Hours (Night Mode), 12 Hours (Indoor Mode)
Charging Time	2 hours- Indoor Mode (12 hours)
Light Mode	Purple, Blue, Yellow, Green, Red, White, Cyan
Charging Interface	30cm USB-C
Bluetooth Version	V5.4

Product Weight	32g
Product Size	14 x 55 x 55mm
Model Number	PDB2WH

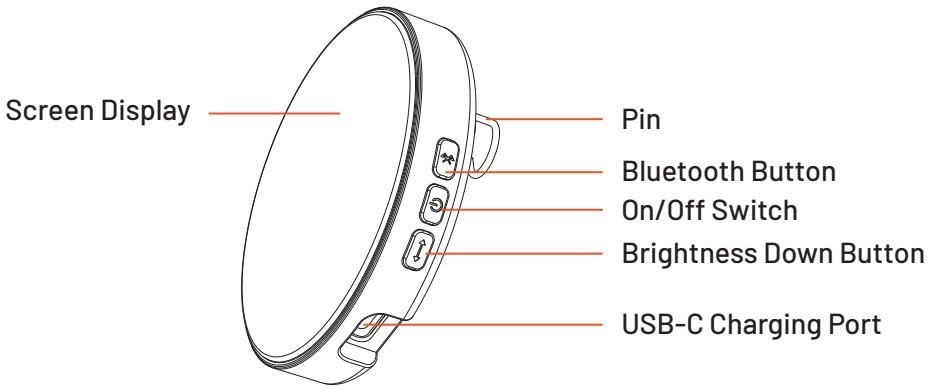
Product Features

- a. 1.85-inch Round HD Screen:** The Robo Tag features a high-definition 1.85-inch screen that delivers sharp, vibrant images. Its round design provides a unique, stylish display that enhances visibility and creativity.
- b. Multi-Color Options:** This badge allows you to choose from a range of colors to customize the look according to your preference. You can change the color easily, adding a personal touch to your display.
- c. Bluetooth 5.4 Connectivity:** With Bluetooth 5.4, the Robo Tag ensures a stable and quick connection to compatible devices, enabling seamless image transfer and control. This modern Bluetooth version also offers improved range and efficiency.
- d. Sensitive Touch Control:** The badge is equipped with a highly responsive touch control system. This feature allows for smooth operation, including image adjustments, color changes, and video playback, with just a simple touch.
- e. GIF Animation Support:** The Robo Tag supports animated GIFs, allowing you to display dynamic, moving images. This feature adds an extra layer of creativity, perfect for showcasing fun animations or eye-catching visuals.
- f. 3-Second Video Playback:** You can upload and play short, 3-second videos on the Robo Tag. This functionality makes it a versatile tool for engaging content like quick messages or short clips.
- g. Adjustable Brightness:** The Robo Tag offers adjustable brightness, ensuring optimal visibility in different lighting conditions. Whether you're indoors or outdoors, you can easily adjust the screen to match the surroundings.

h. E-Goods Application Support: The Robo Tag is compatible with E-Goods applications, enabling users to transfer images and content easily. This feature allows you to personalize the badge with your choice of images or videos.

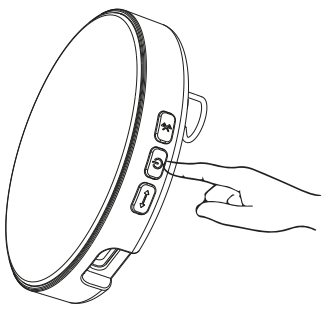
i: Available on App Store & Google Play: The Robo Tag can be managed through applications available on both the App Store and Google Play Store. This ensures users with both iOS and Android devices can easily interact with the badge and enjoy its full range of features.

Device Components

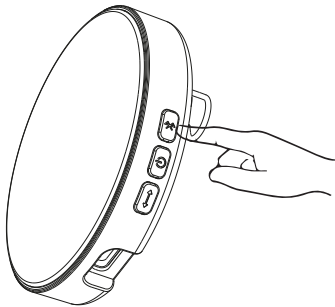


Instructions for Use

1. Power On: Press and hold the power button for a few seconds to turn on the device.



2. Activate Bluetooth: Press the Bluetooth button briefly to enable Bluetooth, allowing you to pair with compatible devices. The device Bluetooth name is "E-badge".



3. Display QR Code: Tap the screen to generate a QR code. Scan the code with your phone to download the necessary app.

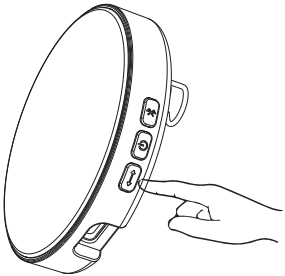


4. Upload Your Image: After downloading the app, open it, click the provided link, and upload the image or content you wish to display on the badge.

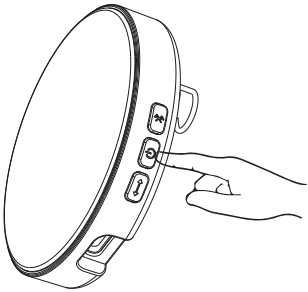


5. Adjust Brightness:


a. Decreasing brightness: Triple-tap the screen to lower the brightness, ideal for dimmer environments.



b. Increasing brightness: Tap the screen once to restore or increase the brightness to a higher level.



6. Image Transfer Between Badges: Press and hold the Bluetooth button to share an image with another badge. To receive an image, double-press the Bluetooth button on the receiving badge.



Share: Long press the Bluetooth button.



Receive: Double press the Bluetooth button.

Tips: Bluetooth will automatically disconnect after images are transferred. To transfer again, simply reconnect Bluetooth.

Disposal

This product must not be disposed of as unsorted household waste. It is important to separate such waste for proper treatment and recycling, in compliance with local waste management regulations.

