


PORODO *Blue*



Porodo Blue

ENC NECKBAND

SKU: PBNKBABBK

Table of Contents

Product Overview	2
Specifications	2
Product Sections	2
Product Features	3
Setup Guide	3
Packing List	4
Safety Precautions	4
Disposal	4
Warranty	5
Contact Us	5

Product Overview

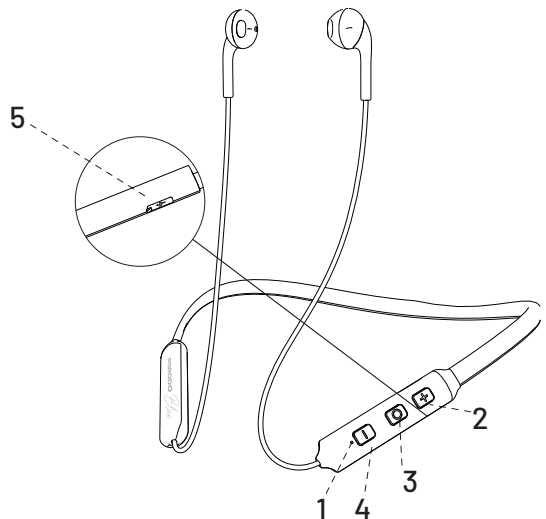
The Porodo Blue ENC Neckband offers superior sound quality with deep bass and clear calls, making it an ideal choice for music lovers and professionals alike. With 28 hours of playtime, Bluetooth 5.3 connectivity, and a 200mAh battery, it ensures a seamless audio experience. The ergonomic design is built for comfort, featuring an easy-to-use control system and an extended battery life for uninterrupted use throughout the day.

Specifications

Bluetooth Version	5.3
Battery Capacity	200mAh
Playtime	28 hours

Product Sections

1. Light & mic hole
2. Volume + (Next Track)
3. Power on/off (Pause, Play, Pick up/hang up, Voice assistance, Switch music/gaming mode)
4. Volume - (Previous Track)
5. USB Charging Port



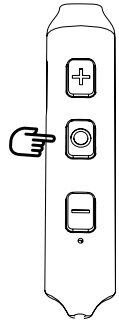
Product Features

1. Support BT calls, BT music
2. Built-in lithium-ion battery, MICRO USB charging function
3. Intelligent power saving (automatically powers off when 3 minutes pairing time out)





Setup Guide

1. Bluetooth pairing method:


Press/hold power key 2 seconds until red and blue LED flash by turns, entering the pairing mode. Turn on the BT device searching mode. Choose the headset model, name: PBlue NB-R. Light off when pairing successful. The BT device would show Bluetooth icon and battery capacity of headset. The icon is different based on your BT device mobile




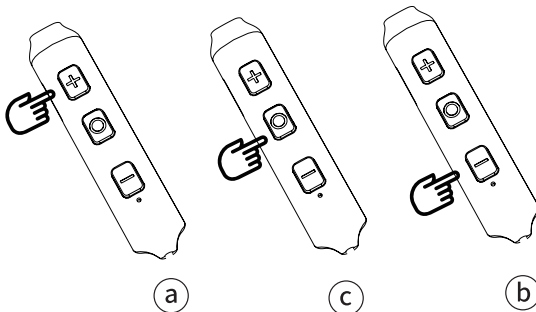
2. Bluetooth playing music and calling method:

Single press  key play/pause music, single press  key to answer call, single press  key to hang up call. long press 2s* key to reject call. long press  key 2s to wake up voice assistant

Long press key  for next track, short press volume +. When the volume is adjusted to the maximum, it is accompanied by a "di-dii" sound.

Long press key  for previous song, short press is volume -.

Key  is power key, long press 2 seconds power on, long press 3 seconds for power off. double press to switch gaming/music mode.



Packing List

1. Headset*1
2. Earbud*2
3. Charging Cable*1

Safety Precautions

1. Do not put the product in damp, dusty, oil smoke, or steam environment, or expose to sunlight.
2. Do not leave the product in vehicle for a long time, it may cause malfunction.
3. Please adjust to proper volume, high volume may affect your hearing. For safety, please do not use the product while driving or bicycling.
4. Please use soft dry cloth to clean the product.
5. Do not use the product when thunderstorm.
6. Do not put the product into water. Headphones are not waterproof.
7. Please use certified charger with DC 5V current or USB-enabled PC and charger.
8. Do not hit, squeeze or put into fire.
9. Do not place it in high temperature environment.
10. Do not use it after soaked.
11. Bluetooth products are affected by the environment and distance, please do not use near the electromagnetic field environment. If you do not use Bluetooth products for a long time, please charge it once a month to extend the life of Bluetooth.

Note: Pls charging with adaptive USB cable (Do not charge with fast charge cable, in case of damaging battery)

Disposal

This product must not be disposed of as unsorted household waste. It is important to separate such waste for proper treatment and recycling, in compliance with local waste management regulations.

Warranty

Products that you buy directly from our **Porodo** website or shop come with a 24-month warranty.

When you buy **Porodo** products from any of our approved sellers, you only get a 12-month warranty. If you want to extend this warranty, go to our website at **<https://www.porodo.net/warranty>** and fill out the form with your information. Don't forget to upload a picture of the product too. After we've checked and accepted your request, we'll send you an email to confirm that your product's warranty has been extended.

For more info, please check:
<https://www.porodo.net/warranty>

Contact Us

If you have any questions about this Privacy Policy, please contact us at:

info@porodo.net

Website: **<https://www.porodo.net/>**

Service Support: **support@porodo.net**

Instagram: **porodo**