

PORODO



Porodo

2-in-1

Electric Razor for Face & Body

SKU: PDLFSTS33WH

Table of Contents

Product Overview	2
Specifications	2
Skin Sensitivity Warning	3
Charging Guidelines	3
Instructions for Use	4
Blade Replacement Guide	4
Cleaning & Maintenance	5
Safety Precautions	5
Disposal	6
Warranty	6
Contact Us	6

Product Overview

The Porodo 2-in-1 Electric Razor is designed for both face and body grooming, offering an efficient and smooth shaving experience. The razor features a built-in LED light to help illuminate the area for precise shaving and a protective cap to ensure safety when not in use. Its high-speed motor operates at 11,000 RPM for fast and effective hair removal. The device is gentle on the skin yet tough on hair, providing a comfortable shave. The ergonomic design allows easy handling, making it convenient for regular use. This product is ideal for those looking for a reliable, versatile grooming tool that ensures quality performance with every use.

Specifications

Material	ABS
Input	5V/1A
Rated Power	1.5W
Battery Capacity	350mAh
Charging Time	2h
Working Time	1.5h
Motor Speed	11000RPM
Charging Interface	USB-C
Product Weight	69g
Product Size	2.5 x 2.5 x 13.5cm

Skin Sensitivity Warning

When using the product for the first few times, your skin may experience slight redness or irritation. This is a normal reaction and should disappear quickly. With continued use, your skin will become accustomed to the plucking process, reducing irritation, and the hair will grow back softer and thinner. If the irritation persists for more than three days, we recommend consulting a doctor.

Charging Guidelines

Before using the product for the first time, please fully charge it.

1. Charging Port and LED Indicator

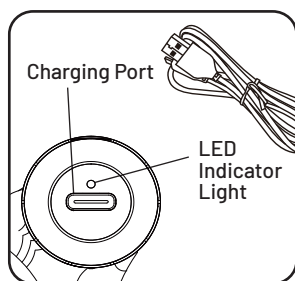
To charge the product, connect the charging cable to the charging port. The LED indicator light will turn red, signaling that the device is charging.

2. Detaching the Head

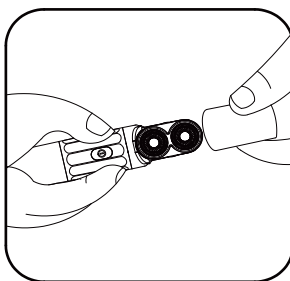
Hold the product and twist to detach the shaving head. This allows for easy cleaning or replacement.

3. Reattaching the Head

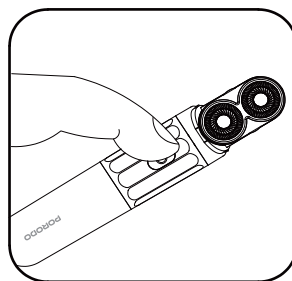
Once cleaned or replaced, align the head with the body of the product and twist it back into place to secure it.



1



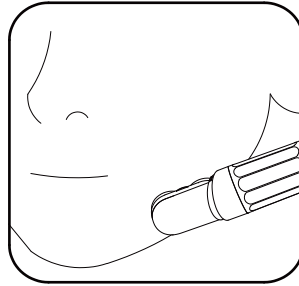
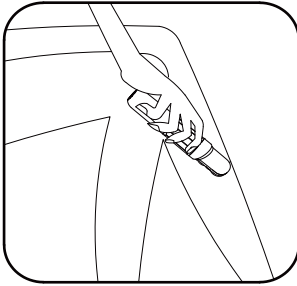
2



3

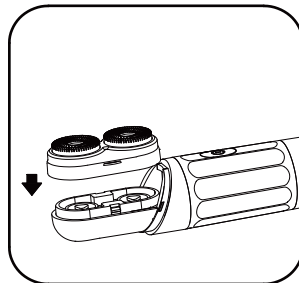
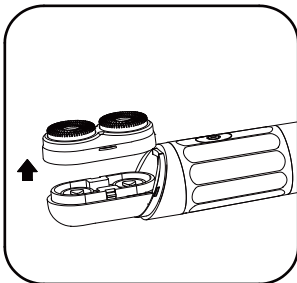
Instructions for Use

- 1. Positioning the Device:** Gently press the head of the device flat against your skin, ensuring it does not tilt.
- 2. Circular Movements:** Continue to perform small circular movements to remove excess hair. The device can be used on both the face and throughout the body.



Blade Replacement Guide

- 1.** Hold the edge of the cutter head and pull it upward to easily remove the blade.
- 2.** Align the buckle position of the new blade and press down to complete the replacement.



Cleaning & Maintenance

1. After each use, use a cleaning brush to clean the head and remove any hair residue.

2. The blade can be removed and washed for proper cleaning.

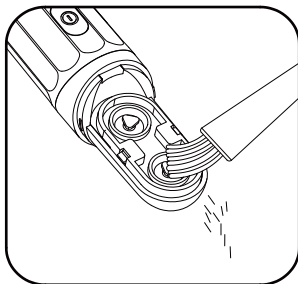
Note:

a. Always turn off the machine before cleaning.

b. The shaver head is washable, but the device body should not be rinsed with water.

c. Do not use on irritated skin. If skin abrasions occur, discontinue use.

d. Keep the product out of reach of children.



Safety Precautions

1. This appliance can be used by children aged 8 years and older, and by persons with reduced physical, sensory, or mental capabilities, or lack of experience and knowledge, only if they are provided with supervision or instructions on safe use and understand the hazards involved.

2. Children should not play with the appliance.

3. Cleaning and maintenance should not be performed by children without supervision.

4. The appliance must only be supplied with a safety extra-low voltage as indicated on the product.

Disposal

This product must not be disposed of as unsorted household waste. It is important to separate such waste for proper treatment and recycling, in compliance with local waste management regulations.

Warranty

Products that you buy directly from our **Porodo** website or shop come with a 24-month warranty.

When you buy **Porodo** products from any of our approved sellers, you only get a 12-month warranty. If you want to extend this warranty, go to our website at **<https://www.porodo.net/warranty>** and fill out the form with your information. Don't forget to upload a picture of the product too. After we've checked and accepted your request, we'll send you an email to confirm that your product's warranty has been extended.

For more info, please check:
<https://www.porodo.net/warranty>

Contact Us

If you have any questions about this Privacy Policy, please contact us at:

info@porodo.net

Website: **<https://www.porodo.net/>**

Service Support: **support@porodo.net**

Instagram: **porodo**