


# PORODO



## Porodo

**MAGSYNC 360° MAGSAFE  
PHONE HOLDER**

SKU: PDMG29BK

# Table of Contents

Product Overview	2
Specifications	2
Package Contents	3
Product Components	3
Light Modes	4
Important Charging Tips	4
Installation Guide	5
Safety Precautions	5
Disposal	6
Warranty	6
Contact Us	6

## Product Overview

The Porodo MAGSYNC 360° MagSafe Phone Holder offers a compact and efficient solution for hands-free phone use while providing fast wireless charging at up to 25W. With a strong magnetic hold, this holder ensures that your device stays securely in place during charging. The device is designed with an adhesive base grip for easy attachment to various surfaces, making it highly versatile. The 360° rotating feature allows for an optimal viewing angle, while the integrated lighting mode adds a modern touch. Perfect for those seeking both convenience and style in their wireless charging experience.

## Specifications

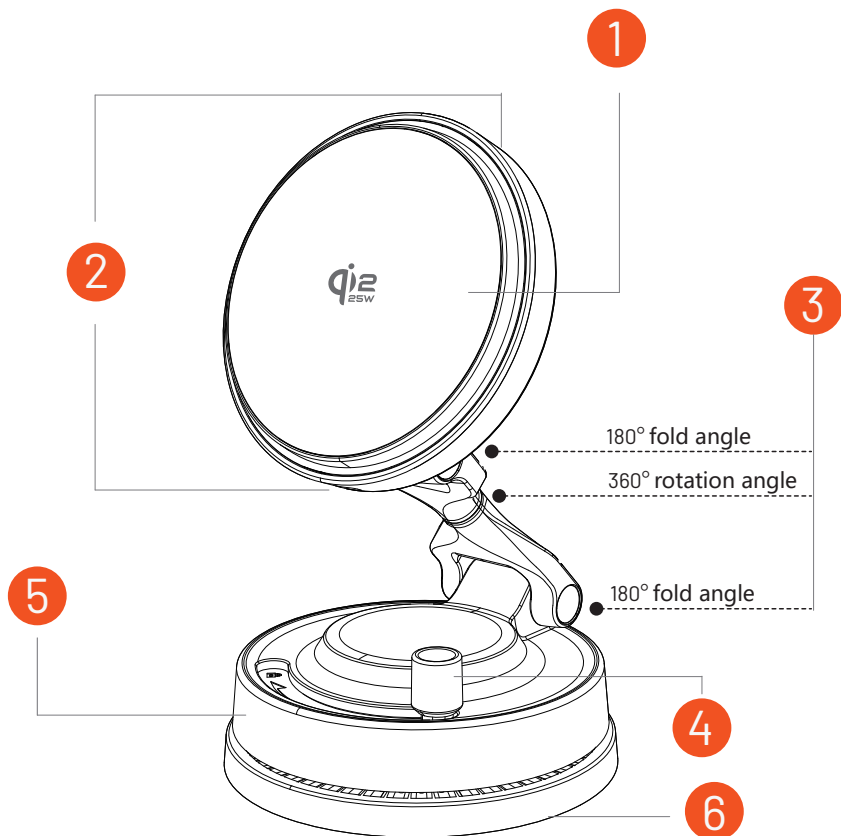
Material	Zinc Alloy
Input	9V/3A, 12V/3A, 15V/3A
USB-C Output	5V/1A, 9V/1.12A, 9V/1.67A, 15V/1.67A
Wireless Output	5W/7.5W/10W/15W/25W
Magnetic Attraction	1.6kg
Charging Interface	USB-C
Working Temperature	0°C ~ 40°C
Product Weight	139g
Model Number	PDMG29

## Package Contents

Magnetic mount x1

Charging cable x1

## Product Components



- 1. Charging area
- 2. Input ports
- 3. Rotary shaft
- 4. Lock-switch key
- 5. Fixed suction cup
- 6. Gel suction cup

## Light Modes

Mode	Indicator light
Blue light ON	Light color slowly changes after running two laps
Blue light ON	Light color changes slowly, or single color light stays on
Blue light OFF	Light colors change slowly, or single color lights breathing, fan cooling works simultaneously
Blue light ON	Light colors change slowly, or single color lights stay on, fan cooling stop working
Blue light keeps flashing and it will return to normal once the foreign object is removed	The red light flashes quickly for 5 seconds and turn off, but recovers after removing foreign objects

## Important Charging Tips

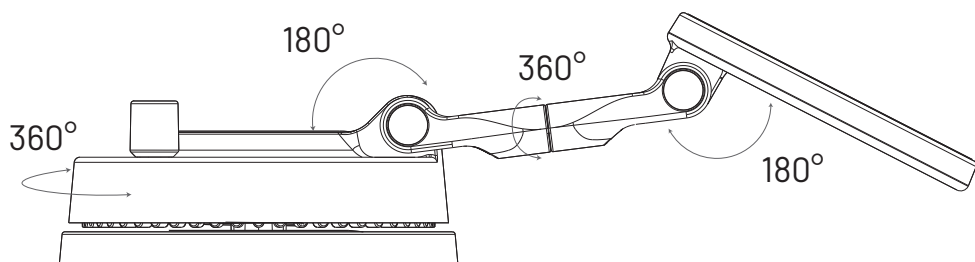
1. The maximum charging power of this product is 25W, and charging efficiency may vary depending on the charging environment temperature and phone model.
2. The optimal distance for wireless charging is less than 4mm. It cannot penetrate metal, so avoid using metal or thick (greater than 4mm) phone cases to ensure fast wireless charging.
3. If the phone does not support wireless charging or detects a foreign metal object, the blue indicator light will flash.
4. To use the product, pull the front cover to unfold the device; press the front cover to retract it.
5. After removing the phone from the product, the indicator light will immediately turn on and enter standby mode. When the product stops supplying power (e.g., when the car is turned off), the indicator light will turn off. The

phone will remain attached to the product by magnetic attraction and can be removed at any time.

## Installation Guide

1. Peel off the adhesive silicone protective film from the base.
2. Place the product on a suitable flat surface.
3. Push the Lock-Switch Key to the left to activate the vacuum mode, which will stabilize the base.
4. Once the base is firmly attached, plug in the charging cable into any of the charging ports on either side.
5. To change the position of the base, simply push the Lock-Switch Key to the right and remove the product.

**Note:** For a better user experience, it is recommended to clean the area where the suction cup will be placed before adhering it.



## Precautions

1. Do not use the product in the car at temperatures exceeding 60°C.
2. Avoid using this product during professional racing or in extreme off-road driving conditions.
3. Always ensure the product is securely attached to prevent it from becoming a hazard while driving.
4. Keep the product away from direct sunlight for extended periods to prevent overheating.
5. Regularly check the product for signs of wear or damage. If any issues are found, discontinue use immediately.

## Disposal

This product must not be disposed of as unsorted household waste. It is important to separate such waste for proper treatment and recycling, in compliance with local waste management regulations.

## Warranty

Products that you buy directly from our **Porodo** website or shop come with a 24-month warranty.

When you buy **Porodo** products from any of our approved sellers, you only get a 12-month warranty. If you want to extend this warranty, go to our website at [\*\*https://www.porodo.net/warranty\*\*](https://www.porodo.net/warranty) and fill out the form with your information. Don't forget to upload a picture of the product too. After we've checked and accepted your request, we'll send you an email to confirm that your product's warranty has been extended.

For more info, please check:  
[\*\*https://www.porodo.net/warranty\*\*](https://www.porodo.net/warranty)

## Contact Us

If you have any questions about this Privacy Policy, please contact us at:

**info@porodo.net**

Website: [\*\*https://www.porodo.net/\*\*](https://www.porodo.net/)

Service Support: [\*\*support@porodo.net\*\*](mailto:support@porodo.net)

Instagram: **porodo**