

PORODO



Porodo

**AROMAGLOW
120W FAST CAR CHARGER**

SKU: PDCHD120WBK

Table of Contents

Product Overview	2
Specifications	2
Product Design	3
Product Content	3
Operation Instructions	4
Safety Precautions	5
FCC Statement	5
Disposal	6
Warranty	7
Contact Us	7

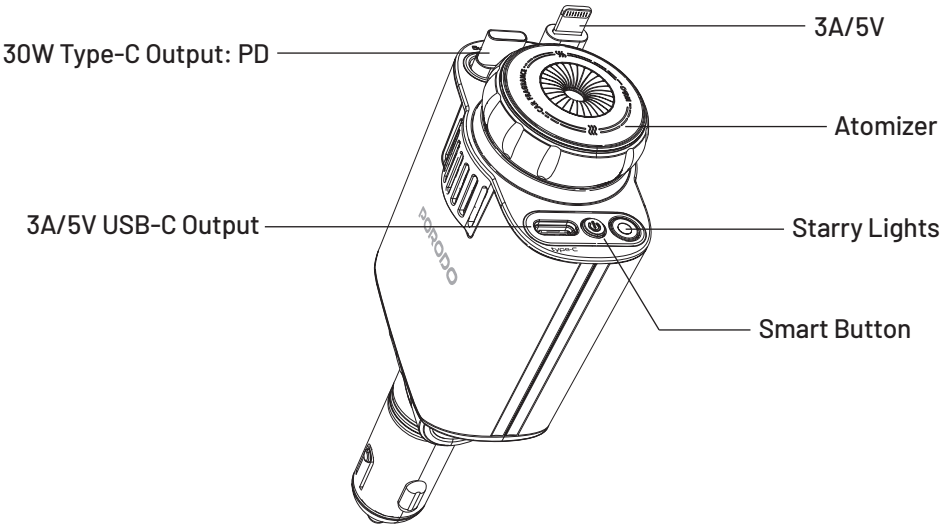
Product Overview

The Porodo Aromaglow 120W Fast Car Charger with Aromatherapy Diffuser is designed to bring convenience and a refreshing experience to your car. This multi-functional device features a 120W maximum output for fast charging and an adjustable 180° head for optimal flexibility. It includes a unique aromatherapy diffuser with three distinct 10ml perfumes – Cologne, Sweet Flower, and Shangrila – ensuring a pleasant atmosphere during your drive. Additionally, the charger is equipped with LED starry lights and RGB lighting, enhancing the aesthetic appeal of your car’s interior. The 80cm retractable cable allows for easy use, while the remote control enables convenient operation. Perfect for on-the-go charging and relaxation, the Aromaglow charger combines fast charging capabilities with soothing fragrances, making it a must-have for any driver.

Specifications

Input Voltage	12-24V
Type-C Output	5V/3A, 15W
Type-C Cable Output	5V/3A, 9V/3A, 12V/2.92A, 15V/2.3A, 20V/1.75A, 30W Max
Lightning Output	5V/3A, 15W
Material	ABS + PC + Aluminum Alloy
Retractable Cable Length	80cm
Total Output	120W Max
Product Weight	131g
Product Size	39 x 66 x157mm
Model Number	PDCHD120W

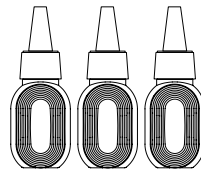
Product Design



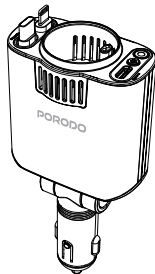
Product Contents



Replaceable Oil
Cotton swab



15ml bottle x3 Perfume in
(Cologne, Sweet Flower, Shangrila)




Charging Device x1



Atomizer x1

Operation Instructions

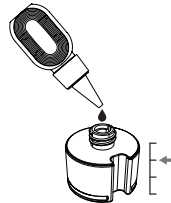
1. Pull out the atomizer.
2. Turn the lid counterclockwise.
3. Add the essential oil up to $\frac{3}{2}$ of the container.
4. Insert the cotton swab straight to the bottom end.
5. Turn the lid clockwise until it's secure.
6. The contact must be in the middle.
7. Plug in the atomizer to the power source.
8. Activate the Aromatherapy Function.
 - a. The aromatherapy function is turned on by default.
 - b. Press the button once to turn on the starry light.
 - c. Press it a second time to turn off the aromatherapy light.
 - d. Press it a third time to turn the aromatherapy function back on.



1.



2.



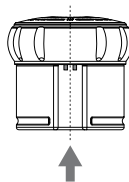
3.



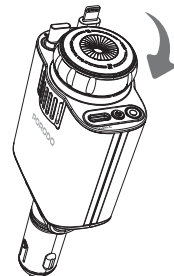
4.



5.



6.



7.

Safety Precautions

1. **Essential Oil Use:** Only use this brand of essential oil to avoid issues with atomization. Incorrect oil may affect the performance of the machine.
2. **Temperature and Leakage:** Avoid exposing the machine to high temperatures or direct sunlight. High heat may cause oil leakage, leading to damage. If leakage occurs, clean the machine with a dry towel to prevent short circuits.
3. **Eye Protection:** Do not stare at the AROMAGLOW Fast Car Charger light for long periods to prevent eye strain and fatigue.
4. **Power Management:** If the car charger overheats, unplug it and allow it to cool. Ensure the projection lamp is not touched while hot, and that there is adequate space for cooling.
5. **Child Safety:** Keep the Starry Sky Roof Car Charger out of children's reach to prevent potential injury. Teach children basic electrical safety.
6. **Regular Maintenance:** Regularly inspect the charger's cord, parts, and lamp for wear and damage. Replace or repair any damaged components. Clean the charger with a soft, dry cloth.
7. **Proper Installation:** Ensure the charger is installed in a safe location according to the product manual, and follow all safety instructions carefully.
8. **Voltage Check:** Before use, confirm that your vehicle's cigarette lighter socket or any other vehicle power outlet matches the charger's rated voltage.

FCC Statement

1. This device complies with Part 15 of the FCC Rules. Operation is subject to the following two conditions:
 - (1) This device may not cause harmful interference; and
 - (2) This device must accept any interference received, including interference that may cause undesired operation.
2. Changes or modifications not expressly approved by the party responsible for compliance could void the user's authority to operate the equipment.

Note: This equipment has been tested and found to comply with the limits for a Class B digital device, pursuant to Part 15 of the FCC Rules. These limits are

designed to provide reasonable protection against harmful interference in a residential installation.

This equipment generates and can radiate radio frequency energy, and if not installed and used in accordance with the instructions, may cause harmful interference to radio communications. However, there is no guarantee that interference will not occur in a particular installation. If this equipment does cause harmful interference to radio or television reception, which can be determined by turning the equipment off and on, the user is encouraged to try to correct the interference by one or more of the following measures:

Reorient or relocate the receiving antenna.

Increase the separation between the equipment and receiver.

Connect the equipment to an outlet on a circuit different from that to which the receiver is connected.

Consult the dealer or an experienced radio/TV technician for assistance.

RF warning statement:

The device has been evaluated to meet general RF exposure requirements. The device can be used in portable exposure conditions without restriction.

Disposal

This product must not be disposed of as unsorted household waste. It is important to separate such waste for proper treatment and recycling, in compliance with local waste management regulations.



Warranty

Products that you buy directly from our **Porodo** website or shop come with a 24-month warranty.

When you buy **Porodo** products from any of our approved sellers, you only get a 12-month warranty. If you want to extend this warranty, go to our website at [**https://www.porodo.net/warranty**](https://www.porodo.net/warranty) and fill out the form with your information. Don't forget to upload a picture of the product too. After we've checked and accepted your request, we'll send you an email to confirm that your product's warranty has been extended.

For more info, please check:
[**https://www.porodo.net/warranty**](https://www.porodo.net/warranty)

Contact Us

If you have any questions about this Privacy Policy, please contact us at:

info@porodo.net

Website: [**https://www.porodo.net/**](https://www.porodo.net/)

Service Support: [**support@porodo.net**](mailto:support@porodo.net)

Instagram: **porodo**