



**Green Lion**  
**VISION GPS**  
**SMART WATCH**

SKU: GNVSNGPSWBK  
Model No: GL-SWA48

# Table of Contents

Product Overview	2
Specifications	2
Setup Guide	3
Product Function	11
Charging	11
Disposal	12
Warranty	12
Contact Us	12

## Product Overview

The Green Lion Vision GPS Smart Watch is designed to help you conquer your fitness goals with style. Featuring a 1.43" AMOLED display, it offers GPS support and health monitoring functions such as heart rate tracking, cycle tracking, and exercise records. With a 480mAh battery, it provides up to 5 days of battery life and 7 days of exercise tracking. The watch is waterproof up to 5ATM and includes features like BT calling, music player, camera control, and an always-on display. Perfect for fitness enthusiasts, this smart watch combines sleek design with advanced technology.

## Specifications

Model No	GL-SWA48
Case Material	Zinc Alloy
Strap Material	Silicone
Battery	480mAh
Display	1.43" AMOLED
Resolution	466*466
Brightness	1000 nits
Bluetooth	V5.2
RAM	32KB SRAM + 640KB pSRAM
ROM	128Mb
Charging Type	Magnetic
Charging Time	<3 Hrs
Working Time	5-3 Days (15 Days Standby)

Waterproof	5ATM
Product Weight	45.4 g
Product Dimensions	13.4*53.35*57 mm

## Setup guide

### 1. Connection Function

Open the Da Fit app and click "Add Device" on the device page. Add the device through Bluetooth search and follow the on-screen instructions.

Bluetooth Call Function Connection: After successfully pairing the watch with the app, a pop-up will appear prompting you to pair with GL-SWA48. Click to allow pairing.

The phone function will only be available after the pairing is complete.

**(Note:** If you do not allow pairing, the phone function will not be available. You will need to search for GL-SWA48 in your Bluetooth settings and click pair. The phone function will work normally once the pairing is successful.)



**Notice:** Do not pair directly via the mobile phone's Bluetooth settings to prevent the Da Fit app from failing to connect to the watch. Please allow the Da Fit app to access your phone's location, phone, camera, and other necessary permissions for successful pairing.

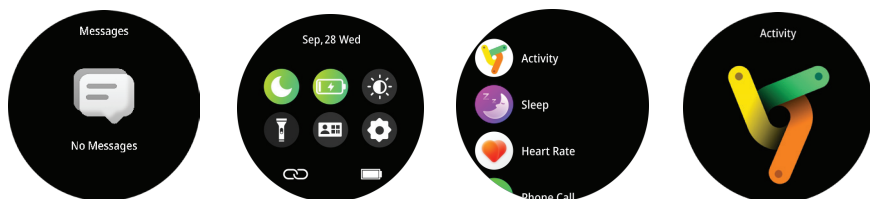
## 2. Operation

Swipe up—Information

Swipe down—Control Center

Swipe right—Menu List

Swipe left—Activity Center



Button functions:



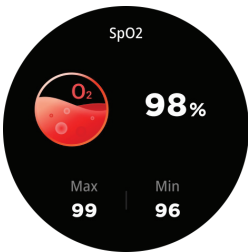

Upper button: Press and hold the crown to turn on/off. Press the crown once to enter the menu list, and press it again to return to the previous function interface.



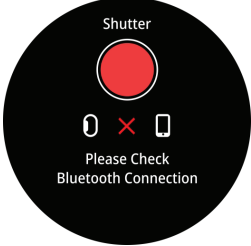
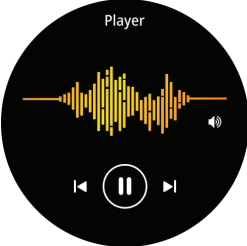
Middle button: Single press to turn off the screen and return to the previous interface.

Lower button: Press once to enter the exercise list and return to the previous function interface.

### 3. Functions





 The Activity app icon is a black circle with the word "Activity" at the top. Inside, there is a stylized, colorful graphic of a person's legs and arms in motion, colored yellow, green, and orange.	<p>Activity: Track your steps, calories, and exercise duration for the day. For more detailed analysis and data, you can view the records in the app.</p>
 The Sleep app icon is a black circle with the word "Sleep" at the top. It features a purple icon of a person sleeping with a "Z" on their forehead. To the right, it displays "06 Hr" and "00 Min". At the bottom, it shows a clock icon and the time range "23:00-05:00".	<p>Sleep: Record your total sleep time, including the duration of deep and light sleep. Detailed analysis and data records can be viewed in the app.</p>
 The Heart Rate app icon is a black circle with the words "Heart Rate" at the top. It features a red heart icon and a red line graph showing heart rate fluctuations. To the right, it displays "102 BPM". Below the graph, it shows "Max 168" and "Min 58".	<p>Heart Rate: Measure your current heart rate. You can enable 24-hour heart rate monitoring through the app. Detailed analysis and data records can be viewed in the app. (Note: These values are for reference only and should not be used as medical evidence.)</p>
 The Phone Call app icon is a black circle with the words "Phone Call" at the top. It features three green icons: a telephone handset, a grid of dots, and a person silhouette. To the right of each icon are the labels "Recent Call", "Dialpad", and "Contacts" respectively.	<p>Phone Call: Make and receive calls, view call records, and access contacts simultaneously through the app. Ensure the connection between the watch and phone is maintained.</p>

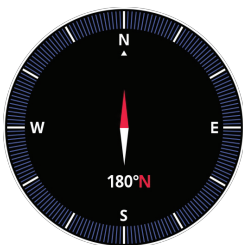
	<p>Exercise Records: Track the latest 5 exercise records, including exercise type, duration, calories burned, heart rate, and other related data. Exercise Records: Track the latest 5 exercise records, including exercise type, duration, calories burned, heart rate, and other related data.</p>
	<p>Blood Pressure: Measure your current blood pressure and record the last 7 blood pressure readings. More detailed information and data analysis can be viewed in the app. (These values are for reference only and cannot be used as medical advice.)</p>
	<p>SpO2: Measure your current blood oxygen levels and record the latest 7 blood oxygen readings. Detailed data analysis and records can be viewed in the app. (These values are for reference only and cannot be used as medical advice.)</p>
	<p>Stress: Measure the current pressure value and enable 24-hour pressure monitoring on the app. Detailed information analysis and data records can be viewed on the app. (For reference only; not for medical use).</p>

	<p>Weather: Displays weather conditions for the current day and the next 6 days. Weather data requires a connection to the app. If disconnected for an extended period, the weather information will not update.</p>
	<p>Messages: Synchronize notifications from your mobile and display the latest 8 items in storage. (Ensure the corresponding notification switch is enabled on the app).</p>
	<p>Shutter: After connecting to the app, enable photo control and remotely capture photos via the app.</p>
	<p>Music Control: Once connected to the app, the watch allows you to control music playback (pause, skip to the previous or next song) and adjust the volume on your phone.</p>



 <p>AI Voice</p> <p>Talk After Tap</p>	<p>Voice Assistant: Tap the voice assistant icon and say the desired command. (Note: The watch must be connected to your phone via Bluetooth for this feature to work.)</p>
 <p>Timer</p> <p>00:03:58</p> <p>×   </p>	<p>Timer: Set your preferred timing, such as 1 minute, 5 minutes, 10 minutes, etc.</p>
 <p>Alarm</p> <p>+</p>	<p>Alarm: You can add up to 8 alarms and set specific reminder times. The alarm will vibrate and light up the screen to alert you.</p>
 <p>Stopwatch</p> <p>00:00:00</p> <p>Lap Start</p>	<p>Stopwatch: Supports up to 99 time records.</p>

	<p>Flashlight: Convenient flashlight function—click to illuminate your surroundings, and click again to turn off.</p>
	<p>Menstrual Period: Set the menstrual period feature in the app, and the watch will display your menstrual period, predicted cycle, and ovulation reminders.</p>
	<p>World Clock: Supports up to 6 time zones from different countries and regions. You can add or delete them yourself by accessing the APP settings.</p>
	<p>Find Phone: Tap "Find Phone" to make the phone vibrate and ring as a reminder.</p>



Compass: Rotate the watch to calibrate and view the four cardinal directions, current direction, and angle values in real-time, ensuring your safety during outdoor activities.



Settings: Adjust display brightness, vibration & ring settings, wrist-raise to activate screen, Do Not Disturb mode, power-saving mode, call switch, media audio, call reset, screen display, Ephemeris update, system settings, and more.



Screen Clock: Choose between a digital or analog clock to display when the watch screen is off. (Note: Enabling this feature may reduce battery life.)



Media Voice: Turn on/off to play music, browse TikTok, watch videos, or movies on the watch's sound system (excluding phone sounds). This mainly controls sound played by third-party apps.



**GPS Exercise:** Track GPS-based activities such as walking, running, outdoor cycling, trail running, hiking, and other exercises. Detailed analysis and data records can be viewed in the app. (Please wait for GPS satellite positioning when exercising outdoors.) The GPS signal icon flashes during positioning and stops flashing when positioning is successful.

## Product Function

Electronic business card, Watch search, 24/12-hour time system, Online watch face push/custom watch face push, Unit setting, Water drinking reminder, Sedentary reminder, Low battery reminder, Power-saving mode, High heart rate reminder, and Goal achievement reminder.

## Charging

Place the watch on the charging head, ensuring that the charging contacts on the back of the watch align completely with the metal contacts on the charging head.

Connect the charging cable to a standard USB charger with an output voltage of 5V and an output current of 0.5A or higher.

Wipe the charging contacts of the cable clean before use to avoid any moisture or sweat residue.

## Disposal

This product must not be disposed of as unsorted household waste. It is important to separate such waste for proper treatment and recycling, in compliance with local waste management regulations.

## Warranty

Products that you buy directly from our **Green Lion** website or shop come with a 24-month warranty.

When you buy **Green Lion** products from any of our approved sellers, you only get a 12-month warranty. If you want to extend this warranty, go to our website at <https://www.greenlion.net/warranty> and fill out the form with your information. Don't forget to upload a picture of the product too. After we've checked and accepted your request, we'll send you an email to confirm that your product's warranty has been extended.

For more info, please check:  
<https://www.greenlion.net/warranty>

## Contact Us

If you have any questions about this Privacy Policy, please contact us at:

Website: <https://www.greenlion.net/>

Sales: [sales@greenlion.net](mailto:sales@greenlion.net)

Service Support: [Support@greenlion.net](mailto:Support@greenlion.net)

Telegram: [@greenlion\\_global](https://t.me/greenlion_global)

Instagram: [@greenlion\\_global](https://www.instagram.com/greenlion_global)