



Green Lion

MALAGA 5000mAh POWER BANK

SKU: GNMAL5KPBBK

Model No: GL-PX87

Table of Contents

Product Overview	2
Specifications	2
Setup Guide	3
Product Maintenance	3
Safety Precautions	4
Charging Schematic Diagram	5
Disposal	6
Warranty	6
Contact Us	6

Product Overview

The Green Lion Malaga 5000mAh Power Bank offers fast and reliable charging in a compact, portable design. It features 15W wireless charging, supporting MagSafe compatibility, along with QC 3.0 for efficient charging. This power bank has a strong magnetic hold and is flight-approved, making it travel-friendly. With Type-C input/output and 20W fast charging, it's designed for multi-device charging, ensuring you stay powered up on the go.

Specifications

Model No	GL-PX87
Material	ABS + PC
Battery Capacity	5000mAh, 18.5Wh
USB-C Input	5V/3A, 9V/2A
USB-C Output	5V/3A, 9V/2.22A, 12V/1.67A (20W Max)
USB-A Output	5V/3A, 9V/2.22A, 12V/1.67A, 10V/2.25A (22.5W)
Wireless Output	15W Max
Product Weight	123 g
Product Dimensions	14.6*62.7*98.5 mm

Setup Guide

How to Charge This Product:

Power Detection: Press the power button. If the lamp is not lit, it means the battery is low and needs charging. The blue light will appear once it is charging, and will remain solid when fully charged.

Charging Methods:

Method 1: Charging via Computer

Disconnect any existing accessories, then connect the product's DC-IN interface to the USB port of your computer.

The charging lights will flash during charging and remain solid when fully charged.

Method 2: Charging via USB Adapter

Disconnect any accessories and plug the product's DC-IN jack into the USB adapter.

Insert the other end of the USB into a DC 5V adapter for charging.

The charging lights will flash and then turn solid once fully charged.

Charging Digital Products:

The product can also charge mobile phones and digital devices with a DC 5V input. For digital devices, use the appropriate charging cable and adapter to ensure compatibility.

Product Maintenance

Keep the product clean and free from dust to ensure longevity.

Always use the product in a dry environment. Avoid exposure to rain, moisture, or liquids, which could corrode internal components.

Do not expose the product to excessive heat. High temperatures can reduce the lifespan of the product and its internal batteries.

Avoid rough handling of the product. Dropping it or mishandling it may damage internal components and circuits.

Do not attempt to disassemble the product. Always consult professional services for repairs.

Safety Precautions

Ensure the product is fully charged before first use. The lights will continue to blink for 20 minutes during charging.

If using this product with electronic devices, confirm the connection is secure to ensure proper charging functionality.

While charging, the blue indicator light will blink. This indicates that the product's battery is low and requires charging.

When the device is fully charged, remove the output cable to prevent energy loss.

Security Features

Intelligent Control System: This product features multiple layers of protection including overcharge protection, discharge protection, overload protection, and short-circuit protection.

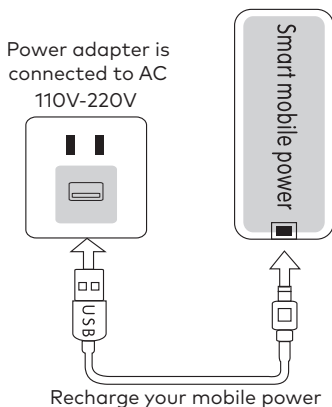
USB 5V Output Design: This output is highly compatible with international standards. Whether you are using it to charge mobile phones, iPhones, Android devices, or gaming consoles, it will charge effectively and safely.

Wide Voltage Range: The product is designed to handle a wide input voltage range (DC 4.5V-20V), which ensures compatibility with most devices, including mobile phones, gaming consoles, and portable computers. It also features a robust charging system that guarantees safety against fluctuating current or voltage.

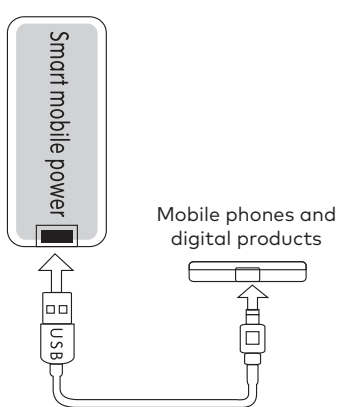
LED Indicator: The product has LED indicators that show charging status clearly. The blue light on the indicator will inform you when the product is in use, while the red light will indicate a low battery level.

Charging Schematic Diagram

1.Charging to the mobile power

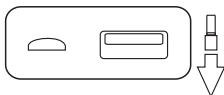


2. Mobile power charging products



(2). For your phone and mobile products charge.

Digital products charging diagram



Power for iPhone 3/3G, iPhone 4/4G



Power for phone



Power for iPad1, iPad2



Power for Bluetooth



Power for GPS



Power for PSP



Power for iPod/MP3



DC3.5 Switch Cable



Apple



Micro USB



Mini USB



Samsung



adapter



Sony Ericsson



LG



Nokia DC2.0



PSP

Disposal

This product must not be disposed of as unsorted household waste. It is important to separate such waste for proper treatment and recycling, in compliance with local waste management regulations.

Warranty

Products that you buy directly from our **Green Lion** website or shop come with a 24-month warranty.

When you buy **Green Lion** products from any of our approved sellers, you only get a 12-month warranty. If you want to extend this warranty, go to our website at <https://www.greenlion.net/warranty> and fill out the form with your information. Don't forget to upload a picture of the product too. After we've checked and accepted your request, we'll send you an email to confirm that your product's warranty has been extended.

For more info, please check:
<https://www.greenlion.net/warranty>

Contact Us

If you have any questions about this Privacy Policy, please contact us at:
Website: <https://www.greenlion.net/>
Sales: sales@greenlion.net
Service Support: Support@greenlion.net
Telegram: [@greenlion_global](https://t.me/greenlion_global)
Instagram: [@greenlion_global](https://www.instagram.com/greenlion_global)