

PORODO
LIFESTYLE



Porodo Lifestyle
GRAVIS
Smart Body Fat & Bmi Scale
SKU: PDLFST213

Table of Contents

Product Overview	2
Specifications	2
Product Features	3
Safety Precautions	3
Device and Account Management	4
App Installation Guide	5
Disposal	8
Warranty	8
Contact Us	8

Product Overview

The Porodo Lifestyle Smart Body Fat Scale is a sleek and modern device designed to help track your fitness journey. Made with durable 5mm tempered glass, it offers a weighing range from 3kg to 180kg (6.6–396lb) with a graduation of 0.1kg (0.2lb). The scale features an LCD display (29 x 73mm) for clear readings and operates on two AAA batteries (not included). Its compact design (2.5 x 30 x 30cm) makes it a stylish addition to any space, and it supports both kg and lb units. Compatible with various languages, including English, Italian, Spanish, Polish, French, and Turkish, the scale offers a comprehensive, user-friendly experience for anyone seeking to monitor their weight and body composition.

Specifications

Material	5mm Tempered Glass
Weighing Range	3kg-180 kg (6.6–396lb)
Graduation	0.1kg / 0.2lb
Units	kg/lb
Display Size	LCD 29x73mm
Power	2× AAA, 1.5V (Not Included)
Product Size	2.5 x 30 x 30cm
Model Number	PDLFST213

Product Features

- 1. Smartphone Connectivity:** Syncs with your phone to track and monitor body weight and BMI through an intuitive app.
- 2. High Precision Sensors:** Presents accurate readings with advanced sensors to ensure precise weight and BMI measurements.
- 3. Tempered Safety Glass:** Built with durable, 5mm tempered glass for extra strength and safety.
- 4. Digital Display:** Features a clear, easy-to-read LCD screen with a 73x29mm display size.
- 5. Wide Weighing Range:** Supports weights from 3kg to 180kg (396.1–6.6lbs), suitable for most users.
- 6. Multiple Unit Options:** Offers weight readings in both kilograms and pounds, providing flexibility based on user preference.
- 7. Power Efficient:** Operates on two AAA batteries (not included) for long-lasting performance.
- 8. Compact Design:** Measures 2.5 x 30 x 30 cm, making it easy to store and use in any space.
- 9. Health Insights:** Connects with an app to offer more detailed insights into your health metrics, such as BMI.

Safety Precautions

- 1. Keep the scale away from wet floors.** Do not use it if the glass surface is wet to prevent slipping.
- 2. Always stand at the center of the scale** to maintain balance and avoid tipping over.
- 3. The platform is made of glass—avoid contact with sharp or hard objects** that may scratch or damage the surface. Excessive force, sudden impact, or accidental drops may cause the glass to break and lead to injury.

4. This Bluetooth scale is not waterproof. Keep it in a dry environment and never submerge it in water.
5. Clean the surface using a soft cloth and a neutral cleaning solution. Do not use organic solvents or harsh chemicals.
6. If the batteries are low, remove them promptly to prevent leakage that could damage the device.
7. Stand on the scale facing the correct direction as indicated.
8. When measuring body fat, remain standing on the scale for at least 10 seconds to ensure an accurate reading.
9. Verify that your gender, height, and weight information are entered correctly before measurement.

Device and Account Management

1. Scale Management

Manage the process of pairing, binding, and unbinding devices.

2. Connection Management

Oversee Bluetooth connection settings, including status indication and device connectivity.

3. Account & User Management

Includes account setup, login credentials, and user profile configuration.

a. Account Management

Handle registration, login, password changes, password recovery, and integration with social media platforms such as Facebook and Twitter.


b. User Management

Manage user profiles, including nickname, birthday, height, gender, and other personal details. Also supports managing family member accounts and shared information under the same registration account.


App Installation Guide

1. Check Compatibility

Before installing the OKOK App, ensure your phone or tablet meets the following requirements:

a.  iOS Devices: Compatible with iOS 7.0 and above, supporting Bluetooth 4.0 or later.

Examples: iPhone 4s and above, iPad 2 and later.

b.  Android Devices: Compatible with Android 4.3 and above, supporting Bluetooth 4.0 or later.

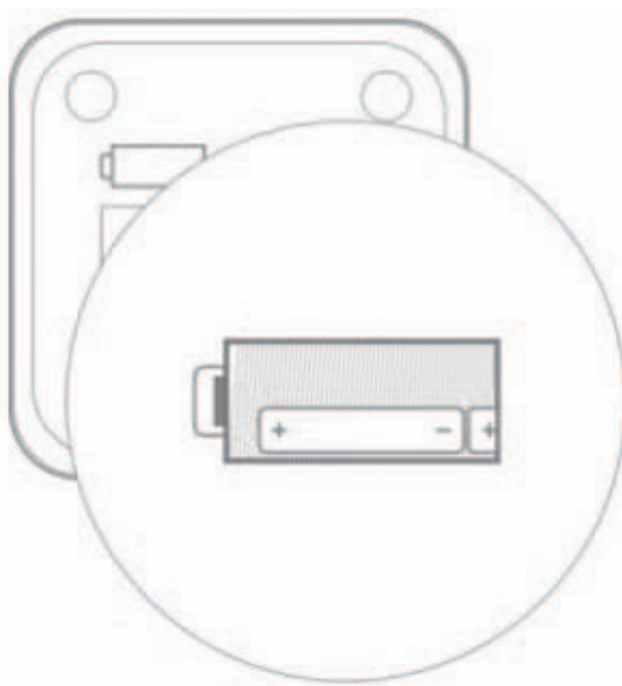
Examples: Samsung Galaxy S4 and newer, Xiaomi Mi series, Huawei Ascend and newer.

2. Install the Batteries

a. Open the battery cover.

b. Insert the batteries in the correct direction.

c. Close the cover securely.



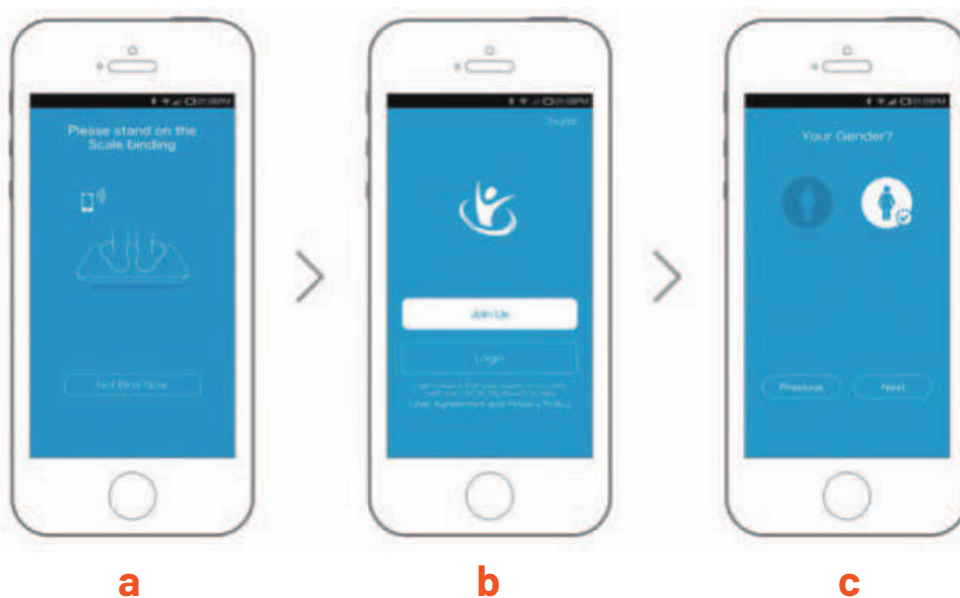
3. Install the App

- a. Turn on Bluetooth on your phone or tablet.
- b. Connect your device to the internet (Wi-Fi, 3G, or 4G).
- c. Download and install the OKOK App by scanning the QR code or searching "OKOK" in the App Store or Google Play.



4. Pair and Register

- a. Open the OKOK App and begin the pairing process.
- b. Register as a new user.
- c. Complete your personal information to finish setup.



5. Weighing

- a. Open the "Dynamic Weight" interface in the app.
- b. Stand on the scale to synchronize your weight data with the app.



a



b

6. View the Test Result

After weighing, open the Weight Trend section in the OKOK App to view your data and reports. You can enter weight data manually or view automatic updates from the scale. The app displays your current weight, generates health advice, and shows weekly, monthly, and quarterly trends.



Note: For fat scales, additional metrics are shown, such as body shape, BMI, body fat, muscle mass, visceral fat, water content, bone mass, basal metabolism, protein, and fat-free weight (15 items in total).

Disposal

This product must not be disposed of as unsorted household waste. It is important to separate such waste for proper treatment and recycling, in compliance with local waste management regulations.

Warranty

Products that you buy directly from our **Porodo** website or shop come with a 24-month warranty.

When you buy **Porodo** products from any of our approved sellers, you only get a 12-month warranty. If you want to extend this warranty, go to our website at **porodo.net/warranty** and fill out the form with your information. Don't forget to upload a picture of the product too. After we've checked and accepted your request, we'll send you an email to confirm that your product's warranty has been extended.

For more info, please check:
porodo.net/warranty

Contact Us

If you have any questions about this Privacy Policy, please contact us at:

info@porodo.net

Website: **porodo.net**

Service Support: **support@porodo.net**

Instagram: **[porodo](https://www.instagram.com/porodo)**