



Green Lion

SMART WATER PUMP WITH OXYGENATION MODE

SKU: GNSMWTRPMPBK

Model No: GL-WD12

Table of Contents

Product Overview	2
Specifications	2
Product Sections	4
Packing List	4
Product Function	5
Product Demonstration	5
Setup Guide	6
Safety Precautions	6
Disposal	6
Warranty	7
Contact Us	7

Product Overview

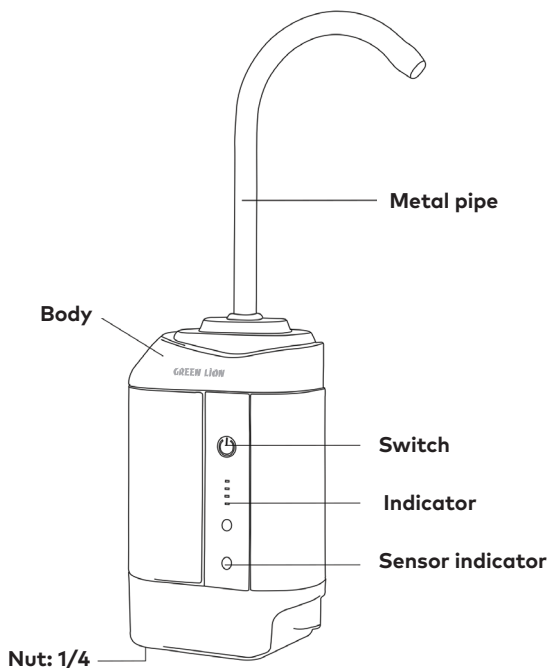
The Green Lion Smart Water Pump with Oxygenation Mode is a versatile and innovative device designed for outdoor and everyday use. It features a 1.65 L/min flow rate, smart IR sensor for touch-free operation, and a dual-function design that allows both water pumping and air pumping. Built for convenience, it includes a quick-lock mechanism, stainless steel water spout, and USB-C charging for efficient power use. The pump also comes with an adjustable tripod stand, built-in night light, and a 3 m long water pipe, making it perfect for camping, travel, and home use. Compact yet powerful, it offers a reliable and smart solution for water dispensing in any setting.

Specifications

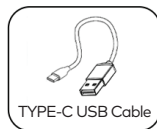
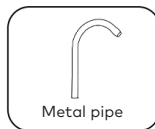
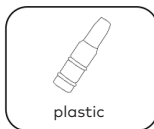
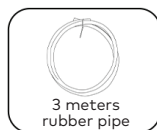
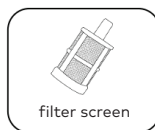
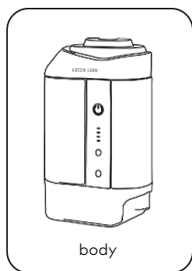
Model No	GL-WD12
Material	PC + Stainless steel
Battery	2400mAh
Power	2W
Voltage	4.2V
Sensing Range	Within 5 cm

Water Flow	1.65 L/min
Water Inlet Pipe	3 m
Tripod Height	26.5–63 cm
Incline Angle	45–60°
LED Light	0.6W
Waterproof	IPX4
Charging Port	USB-C
Charging Time	3–4 Hrs
Light/Continuous Mode	Up to 24 Hrs
Sensor/Air Pump Mode	4–5 Hrs
Product Weight	342 g
Product Dimensions	45 × 80 × 130 mm

Product Sections



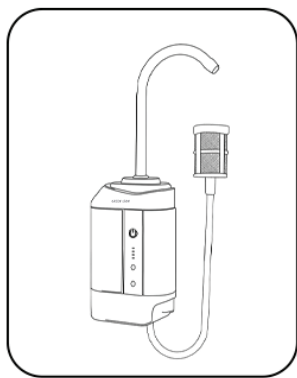
Packing List



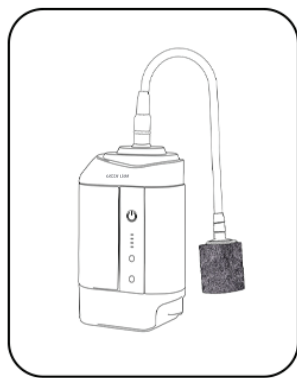
Product Function

Mode1	Press the switch once, the machine is on the inductive mode. The indicator is blue. Put your hands in front of the machine, you will get water.
Mode2	Press the switch once, the machine is on the inductive mode. The indicator is blue. Incline the machine, you will also get water.
Mode3	Press the switch twice, the water is running on all the time.
Mode4	Press the switch for 3 seconds, the light on the side will be on.
Mode5	If you want to use the machine as an air pump, press the switch twice.

Product Demonstration



How to get water



How to make air

Setup Guide

We prepare you a Type-C charge cable. The light will be blue and it will shining when you are charging. You can stop charging when the four blue lights are on.

Safety Precautions

Do not throw the machine in the water, it will damage the inner electric parts

Do not throw the machine in the fire, the machine may explode because of the inner battery

Disposal

This product must not be disposed of as unsorted household waste. It is important to separate such waste for proper treatment and recycling, in compliance with local waste management regulations.



Warranty

Products that you buy directly from our **Green Lion** website or shop come with a 24-month warranty.

When you buy **Green Lion** products from any of our approved sellers, you only get a 12-month warranty. If you want to extend this warranty, go to our website at [**https://www.greenlion.net/warranty**](https://www.greenlion.net/warranty) and fill out the form with your information. Don't forget to upload a picture of the product too. After we've checked and accepted your request, we'll send you an email to confirm that your product's warranty has been extended.

For more info, please check:

[**https://www.greenlion.net/warranty**](https://www.greenlion.net/warranty)

Contact Us

If you have any questions about this Privacy Policy, please contact us at:

Website: [**https://www.greenlion.net/**](https://www.greenlion.net/)

Sales: [**sales@greenlion.net**](mailto:sales@greenlion.net)

Service Support: [**Support@greenlion.net**](mailto:Support@greenlion.net)

Telegram: [**@greenlion_global**](https://t.me/greenlion_global)

Instagram: [**@greenlion_global**](https://www.instagram.com/greenlion_global)