



**Green Lion**  
**RAYO**  
**10000mAh Power Bank**

SKU: GNRYPB10KBK

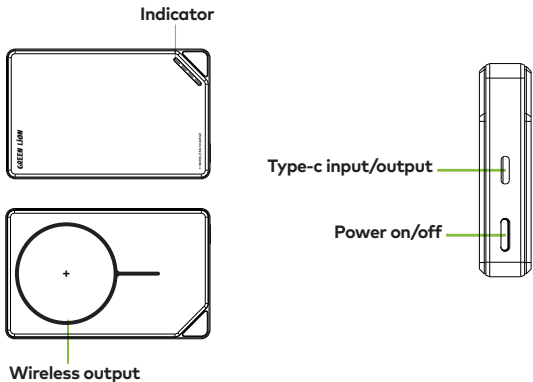
Model No.: GL-PX73

## Table of Contents

Overview	2
Specification	2
Package Contents	3
Charging Instructions	3
1. Charging the Power Bank	3
2. Charging Other Devices	3
3. Wireless Charging	4
Safety Instructions	5
Precautions	5
Disposal	6
Warranty	7
Contact Us	7

# Overview

Thank you for choosing our product. This portable charging device is designed to charge digital devices such as mobile phones, tablets, e-books, and game consoles. Equipped with high-quality lithium-ion polymer batteries and advanced charging and discharging chips, it ensures a reliable and efficient charging experience.



# Specifications

Model No	GL-PX73
Material	ABS+PC
Battery Capacity	10000mAh, 38.5Wh
USB-C Input	5V/3A, 9V/2A
USB-C Output	5V/3A, 9V/2.22A, 12V/1.67A (20W Max)
Wireless Output	5W/7.5W/10W/15W
Product Dimensions	1056716mm
Product Weight	185g

## Package Contents

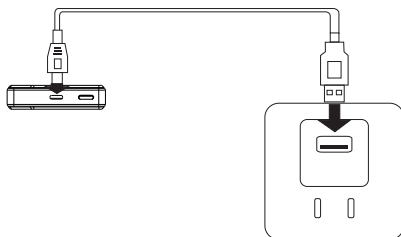
1. Power Bank
2. User Manual
3. USB Cable

## Charging Instructions

### 1. Charging the Power Bank

**1.1** Connect one end of the charging cable to the charger and the other end to the mobile power supply. When the indicator light flashes, it means the power bank is charging.

**1.2** If the power bank encounters issues such as overcharging or excessive discharge, it will automatically activate protection mode. In this state, the power bank stops working. To reactivate it, simply recharge the power bank.



To enhance your charging experience, it's recommended to use a fast-charging charger.

### 2. Charging Other Devices

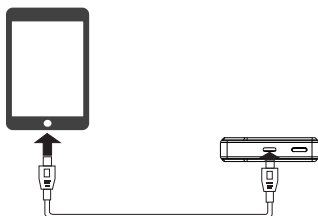
**2.1** One end of the charging cable is connected to the output port of the power bank, and the other end is connected to the mobile phone that needs to be charged.

**2.2** When the power bank is in use, the indicator light will turn on, indicating that the external charging mode is active.

**2.3** If the power bank encounters issues such as overcharging or excessive discharge, it will automatically activate protection mode. In this state, the power bank stops working. To reactivate it, simply recharge the power bank.

### Charging Other Digital Devices

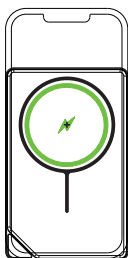
**2.4** Connect one end of the charging cable to the output port of the power bank, and the other end to the digital device (e.g., tablet, etc.) that requires charging.



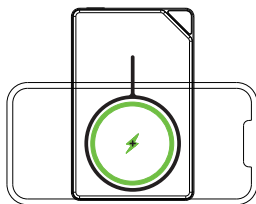
## 3. Wireless Charging

**3.1** To charge your wireless charging-enabled phone, simply place it on the wireless charging area.

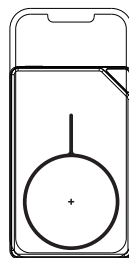
**3.2** For optimal charging, ensure your phone is placed within the designated wireless charging area. The effective charging distance is within 6mm. If the distance exceeds 6mm, charging may not occur. Adjust the distance between your phone and the charging area to remain within the effective wireless charging range.



(✓)



(✓)



(✗)

## Safety Instructions

Improper use may result in battery failure, excessive heat, or even fire and explosion. To prevent injury or property damage, please follow these safety instructions carefully:

1. This product is not a toy. Keep it out of children's reach to prevent accidents.
2. Choose a charger that complies with local safety standards to ensure safe charging and prevent damage.
3. Avoid applying heavy pressure, dropping, or subjecting the product to strong vibrations. If liquid seeps into the product or it sustains damage, stop using it immediately and dispose of it properly.
4. If the product shows signs of bulging, deformation, leakage, or a significant reduction in capacity, discontinue use and dispose of it according to safety regulations.
5. Avoid placing the product in pockets, airtight packages, beds, sofas, or other areas that could restrict airflow and affect heat release. Ensure the product is not covered by clothing, pillows, bedding, or other objects during use.
6. Never disassemble, squeeze, puncture, short-circuit, or throw this product into water or fire. Avoid exposing it to environments with temperatures exceeding 60°C (140°F), such as stoves or radiators.
7. When the weather is hot, refrain from leaving the product in an unattended car or other areas exposed to direct sunlight.
8. This product contains a lithium polymer battery. Do not disassemble the product case without proper authorization to avoid potential damage to the battery and other hazards.

## Precautions

1. Before the first use, fully charge the product.
2. When charging this product or using it to charge other devices, ensure you choose a compatible charger and data cable. It is recommended to use a charger and cable from a reputable brand.

3. Always ensure someone is present when charging the product. Disconnect the power supply if you plan to leave or are not around for a long period.
4. Once the product is fully charged or after charging other devices, disconnect the power supply to prevent potential long-term damage.
5. If the product has no battery indicator after pressing the button, it may be in a protection state. Connect an external charger to attempt to restore it.
6. If the product will not be used for an extended period, store it with approximately 50 % charge in a cool, dry place. Avoid long-term storage with no or low battery to preserve battery life.

## Disposal

This product must not be disposed of as unsorted household waste. It is important to separate such waste for proper treatment and recycling, in compliance with local waste management regulations.



## Warranty

This **Green Lion** product comes with a 12-month warranty when purchased from our website, official store, or approved sellers.

To extend the warranty, please visit **<https://www.greenlion.net/warranty>** and fill out the form with your product details. Make sure to upload a clear picture of the product.

After we review and approve your request, you will receive a confirmation email stating that your product's warranty has been extended.

For more info, please check:

**<https://www.greenlion.net/warranty>**

## Contact Us

If you have any questions about this Privacy Policy, please contact us at:

Website: **<https://www.greenlion.net/>**

Sales: **[sales@greenlion.net](mailto:sales@greenlion.net)**

Service Support: **[Support@greenlion.net](mailto:Support@greenlion.net)**

Telegram: **[@greenlion\\_global](https://t.me/greenlion_global)**

Instagram: **[@greenlion\\_global](https://www.instagram.com/greenlion_global)**