



Green Lion

NURU

10000 mAh PowerBank

SKU: GNNRU10KPBWH

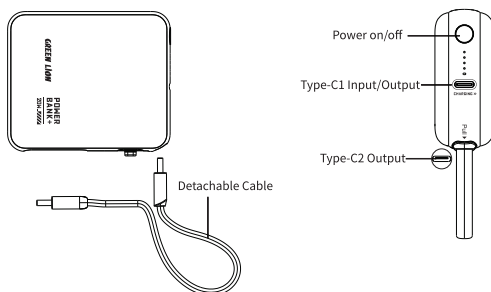
Model No: GL-PX72

Table of Contents

Overview	2
Specification	2
Package Contents	3
Instructions	3
A.Charging the power bank	3
B.Charging the Phone	3
C.Charging Other Digital Devices	4
Safety Instructions	4
Precautions	5
Disposal	6
Warranty	7
Contact Us	7

Overview

The Green Lion NURU Power Bank is a high-capacity, fast-charging portable charger designed for both smartphones and laptops. It features 20W PD fast charging, providing quick power delivery. The power bank is lightweight and compact, making it easy to carry with its convenient lanyard. Perfect for on-the-go charging, it is compatible with a variety of devices, including laptops, smartphones, and other USB-powered electronics.



Specifications

Model No	GL-PX72
Material	ABS + PC
Battery Capacity	10000mAh, 38.5Wh
USB-C1 Input	5V/3A, 9V/2A, 12V/1.5A
USB-C1/C2 Output	5V/3A, 9V/2.22A, 12V/1.67A (20W Max)
Product Dimensions	71 x 62 x 26 mm
Product Weight	168g

Package Contents

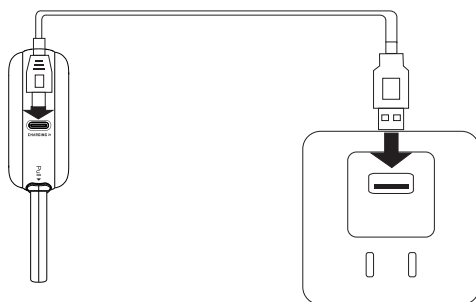
Power Bank x1

USB-C to C Cable x1

Instructions

A. Charging the power bank

1. Connect one end of the charging cable to the charger and the other end to the power bank. When the indicator light flashes, it signals that the device is charging.
2. If the power bank detects abnormal conditions, such as overcharging or overdischarging, it will automatically enter protection mode and stop working. To reactivate it, simply recharge the power bank.
3. For optimal charging, we recommend using a fast-charging charger.



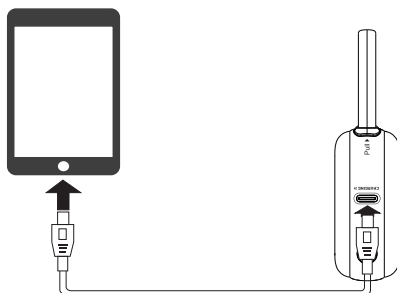
B. Charging the Phone

1. Connect one end of the charging cable to the output port of the mobile power supply and the other end to the mobile phone that needs charging. The indicator light on the mobile power supply will turn on, indicating that it is in charging mode.

2. If the mobile power supply detects abnormal conditions such as overcharging or overheating, it will automatically enter protection mode. In this case, the mobile power supply will stop working. To reactivate the power supply, you can recharge it.

C: Charging Other Digital Devices

Connect one end of the charging cable to the output port of the mobile power supply, and the other end to the digital device (such as a tablet) that requires charging.



Safety Instructions

Improper use may result in battery failure, excessive heat, or even fire and explosion. To avoid personal injury and property damage, please follow these guidelines for safe use and storage:

- 1.** This product is not a toy. Keep it out of reach of children, and prevent them from using or playing with it to avoid accidents.
- 2.** Use a charger that complies with local safety standards (such as China's 3C certification) to prevent electric shock or battery damage.
- 3.** Avoid pressing or hitting the product, and protect it from severe drops or strong vibrations. If liquid enters the product, it may cause damage. If the battery or circuit is damaged or short-circuited, stop using it immediately and dispose of it properly.

4. If the product shows signs of bulging, deformation, leakage, or reduced capacity, discontinue use immediately and dispose of it properly.
5. Do not place the product in pockets, airtight packages, beds, sofas, or other locations that may obstruct heat dissipation. Ensure the product is not covered by clothing, pillows, bedding, or other objects during use.
6. Disassembling, squeezing, puncturing, short-circuiting, or exposing the product to water, fire, or extreme temperatures (above 60°C or 140°F) is strictly prohibited. Keep the product away from heat sources such as stoves or radiators.
7. In hot weather, avoid placing the product in an unattended car or any location exposed to direct sunlight.
8. This product contains a lithium polymer battery. Do not attempt to disassemble the product case without proper authorization to avoid potential damage to the battery or other hazards.

Precautions

1. For the first use, please ensure the product is fully charged.
2. When charging the product or using it to charge other devices, always use a suitable charger and data cable (it is recommended to use a charger and data cable from a reputable brand).
3. While charging, make sure someone is present. Always unplug the power supply if you plan to leave or go out for an extended period.
4. After the product is fully charged or has fully charged other devices, disconnect the charging cable to prevent any potential issues caused by long-term connection.
5. If the product does not show a battery indicator after pressing the button, it may be in protection mode. In this case, connect an external charger to restore it.

6. If the product is not going to be used for an extended period, store it with about %50 charge in a cool, dry place. Avoid storing it fully charged or completely drained, as this may affect the battery life.

Disposal

This product must not be disposed of as unsorted household waste. It is important to separate such waste for proper treatment and recycling, in compliance with local waste management regulations.



Warranty

Products that you buy directly from our **Green Lion** website or shop come with a 24-month warranty.

When you buy **Green Lion** products from any of our approved sellers, you only get a 12-month warranty. If you want to extend this warranty, go to our website at **<https://www.greenlion.net/warranty>** and fill out the form with your information. Don't forget to upload a picture of the product too. After we've checked and accepted your request, we'll send you an email to confirm that your product's warranty has been extended.

For more info, please check:
<https://www.greenlion.net/warranty>

Contact Us

If you have any questions about this Privacy Policy, please contact us at:

Website: **<https://www.greenlion.net/>**

Sales: **sales@greenlion.net**

Service Support: **Support@greenlion.net**

Telegram: **[@greenlion_global](https://t.me/greenlion_global)**

Instagram: **[@greenlion_global](https://www.instagram.com/greenlion_global)**