

PORODO
LIFESTYLE



Porodo Lifestyle
FOLDABLE LANTERN
LED CAMPING LIGHT



SKU: PDLFSTXQZ12GN



| | |
|------------------------|---|
| Product Overview | 2 |
| Specifications | 2 |
| Product Components | 3 |
| Operating Instructions | 4 |
| Charging Instructions | 4 |
| Important Notes | 5 |
| Disposal | 5 |
| Warranty | 6 |
| Contact Us | 6 |



Product Overview



The Porodo Lifestyle Foldable Lantern LED Camping Light is a versatile lighting solution designed for outdoor enthusiasts. It features five different lighting modes, offering up to 400 lumens of brightness, and a runtime of 22 hours, ensuring reliable illumination for long outdoor adventures. The lantern’s adjustable telescopic rod and strong magnetic mount provide multi-scene mounting options, allowing you to position it as needed. It also includes a brightness control feature to adjust the light intensity according to your preference. With IP44 water resistance and Type-C charging capabilities, this portable lantern is designed to withstand challenges and provide convenience for any camping or outdoor activity.

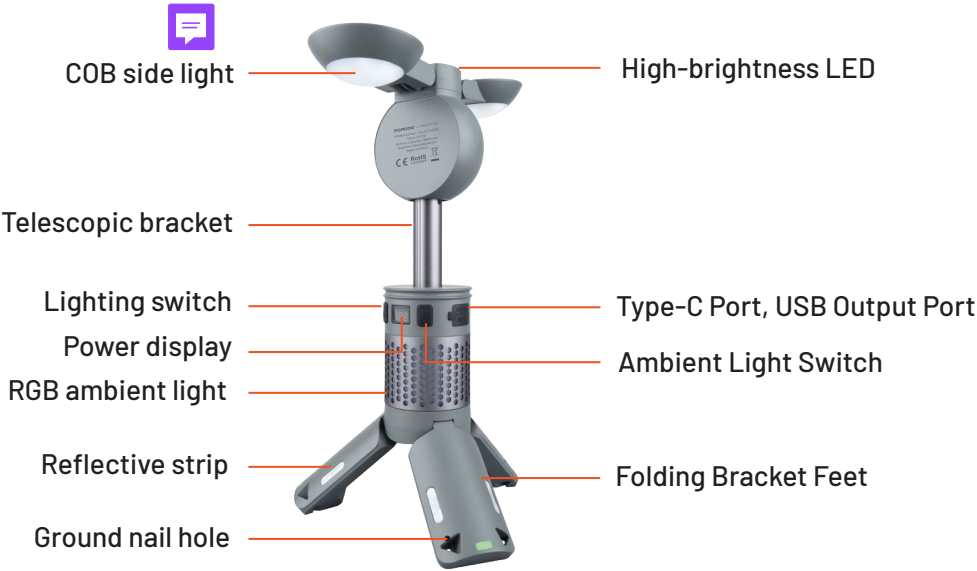


Specifications

| | |
|---|---|
| Input  | 5V/2A  |
| Material | ABS + Aluminum Alloy |
| Brightness | 400 Lumens |
| Battery Capacity | 7800mAh |
| Recharge Time | 6H |
| Working Time | 14H-22H |
| Charging Interface | USB-C |

| | |
|-------------------|-----------------|
| Water Resistance | IP44 |
| Color Temperature | 2700-8000K |
| USB-A Output | 5V/1A, 5W |
| Product Size | 84 x 84 x 293mm |
| Maximum Height | 922mm |
| Product Weight | 556g |
| Model Number | PDLFSTXQZ12 |

Product Components



Operating Instructions

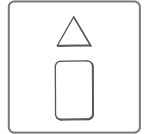


1. Switching Lighting Modes:

a. Press the gear switch to cycle through the lighting modes in sequence:

Front light → Side light → Warm light → White light → Warm white light.

b. To enter the gradual dimming mode, press and hold the lighting switch on any gear setting.

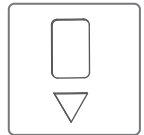


2. Switching Ambient Light Modes:

a. Press the switch to toggle through the ambient light modes:

Yellow light → Blue light → Green light → Red light.

b. Press and hold the ambient lighting switch at any level to enter the RGB breathing gradient mode.



Charging Instructions




1. Connect a 5V charger and insert the USB plug into the lantern's charging port.

2. Once the lantern is fully charged, the battery level will display 100% to indicate that the charging is complete.

3. Using the Lantern as a Power Bank:

The mobile phone charging cable with a power bank function can be connected to the USB output interface of the lantern to charge your mobile phone.



Important Notes



1. Refer to the operating instructions for switching the light modes.
2. Do not use this product in extremely cold or hot environments (below -10°C or above 60°C).
3. This product is rated IPX4 waterproof. Avoid using it for diving, as water seepage could cause circuit failure.
4. This product is compatible only with the original built-in lithium batteries. Do not attempt to replace the battery yourself.
5. Charge the product using a high-quality power socket and a standard USB charging cable.
6. Do not charge the product while it is in light mode.
7. Children should use this product under adult supervision and guidance.
8. Do not disassemble the product yourself.
9. Do not modify the product.

Disposal



This product must not be disposed of as unsorted household waste. It is important to separate such waste for proper treatment and recycling, in compliance with local waste management regulations.



Warranty



Products that you buy directly from our **Porodo** website or shop come with a 24-month warranty.

When you buy **Porodo** products from any of our approved sellers, you only get a 12-month warranty. If you want to extend this warranty, go to our website at **<https://www.porodo.net/warranty>** and fill out the form with your information. Don't forget to upload a picture of the product too. After we've checked and accepted your request, we'll send you an email to confirm that your product's warranty has been extended.

For more info, please check:
<https://www.porodo.net/warranty>

Contact Us



If you have any questions about this Privacy Policy, please contact us at:

info@porodo.net

Website: **<https://www.porodo.net/>**

Service Support: **support@porodo.net**

Instagram: **porodo**