

**PORODO**  
LIFESTYLE



**Porodo Lifestyle**

**Travel Makeup Case**

SKU: PDLFST4029BK



# Table of Contents

Product Overview	2
Package Contents	2
Safety Instructions	2
Specifications	3
Schematic View	4
Instructions for Use	4
Disposal	6
Warranty	7
Contact Us	7

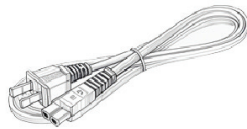
## Product Overview

The Porodo Lifestyle Travel Makeup Case with Detachable LED Mirror offers a practical and stylish solution for organizing your beauty essentials. Its multiple compartments keep items neatly arranged, while the detachable LED mirror provides adjustable brightness for precise makeup application. Made from durable ABS material, this compact case is perfect for travel, combining convenience and functionality.

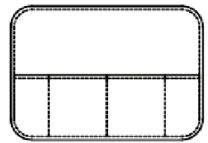
## Package Contents



Makeup Organizer  
Case with Mirror



Cable



Makeup Brush Pad

## Safety Instructions

1. Please read the manual carefully before using the product.
2. Do not disassemble or modify the product yourself.
3. When turning on the fill light, make sure the voltage is normal.
4. Do not place the product in a humid environment for a long time as moisture may damage the battery and shorten its life.
5. Keep the product dry to avoid damage.
6. Turn off the power before cleaning the mirror. Clean the mirror with a glass cleaner and ensure it is completely dry before turning the light on.

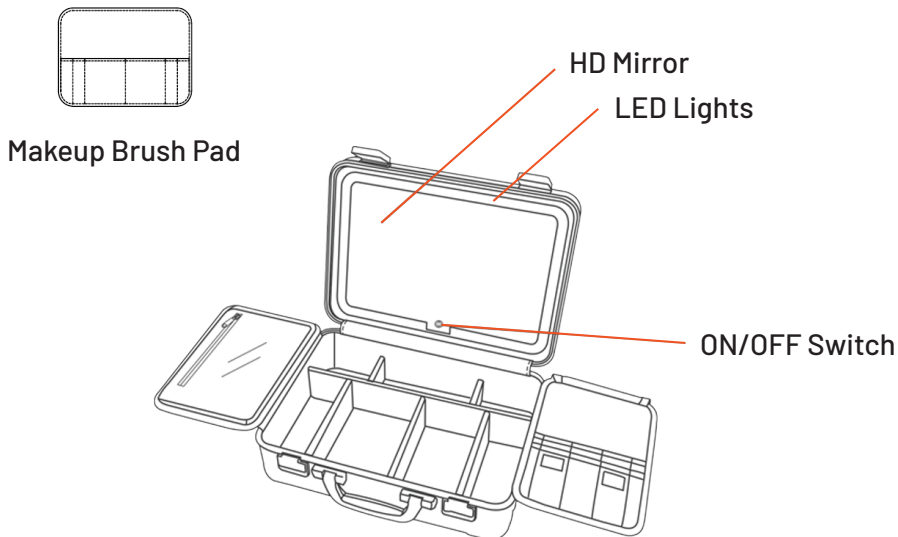
- 7. If the product is not in use for a long time, turn off the power and keep it away from direct sunlight and children.
  - 8. Make sure the external power supply is compatible with the product before charging.
  - 9. Never throw the product into a fire or near a fire source to avoid fire or explosion.
  - 10. Do not place the mirror where it can reflect sunlight.
- Note:** Please ensure the mirror is fully charged before use.

**Specifications**

Input	5V/2A
Battery Capacity	3000mAh
LED Beads	144pcs
Color Temperature	2800~6500K
Charging Interface	USB-C
Model Number	PDLFST4029

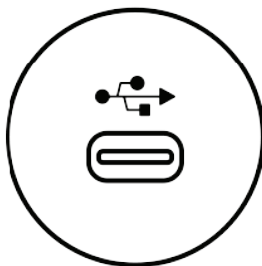


## Schematic View



## Instructions for Use


**1. Charging the Device:** Before first use, ensure the device is fully charged using the provided charging cable. The product is powered by a 1000mAh rechargeable battery.




**2. Open the makeup case to access the compartments. Organize your makeup and beauty products in the available sections.**




**3. Turning On:** Press the button briefly to turn on the LED lights.




**4. Adjusting Brightness:** Hold the button down for a longer duration to adjust the brightness to your preference.



**5. Changing Light Mode:** Press the button briefly to cycle through three light modes: white, natural, and warm.



**6. Turning Off:** When finished, close the case and turn off the lights by pressing the button again.



## **Disposal**

This product must not be disposed of as unsorted household waste. It is important to separate such waste for proper treatment and recycling, in compliance with local waste management regulations.

## **Warranty**

Products that you buy directly from our **Porodo** website or shop come with a 24-month warranty.

When you buy **Porodo** products from any of our approved sellers, you only get a 12-month warranty. If you want to extend this warranty, go to our website at **<https://www.porodo.net/warranty>** and fill out the form with your information. Don't forget to upload a picture of the product too. After we've checked and accepted your request, we'll send you an email to confirm that your product's warranty has been extended.

For more info, please check:  
**<https://www.porodo.net/warranty>**

## **Contact Us**

If you have any questions about this Privacy Policy, please contact us at:  
**[info@porodo.net](mailto:info@porodo.net)**

Website: **<https://www.porodo.net/>**

Service Support: **[support@porodo.net](mailto:support@porodo.net)**

Instagram: **porodo**