



Green Lion

Android TV Box Endless Entertainment

SKU: GNANDTVBOXBK

Model No: GL-TV5

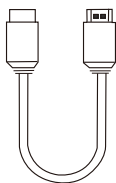
Table of Contents

Package Content	2
Connecting Diagram	3
Installation Steps	4
Multi-Screen Interactions	4
The Screen Casting	5
Key Features	5
Disposal	6
Warranty	6
Contact Us	6

Package Content



Device x1



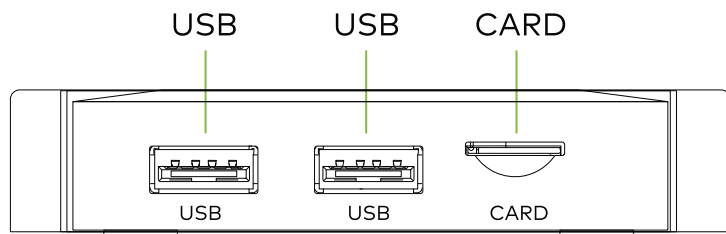
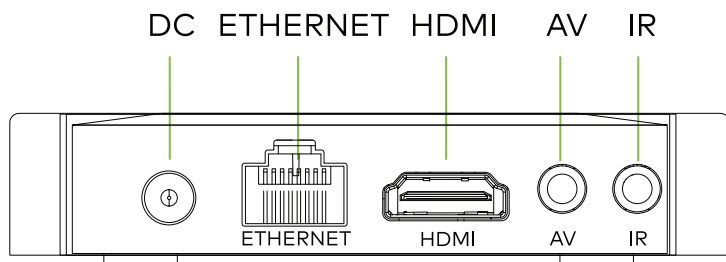
HDMI Cable x1



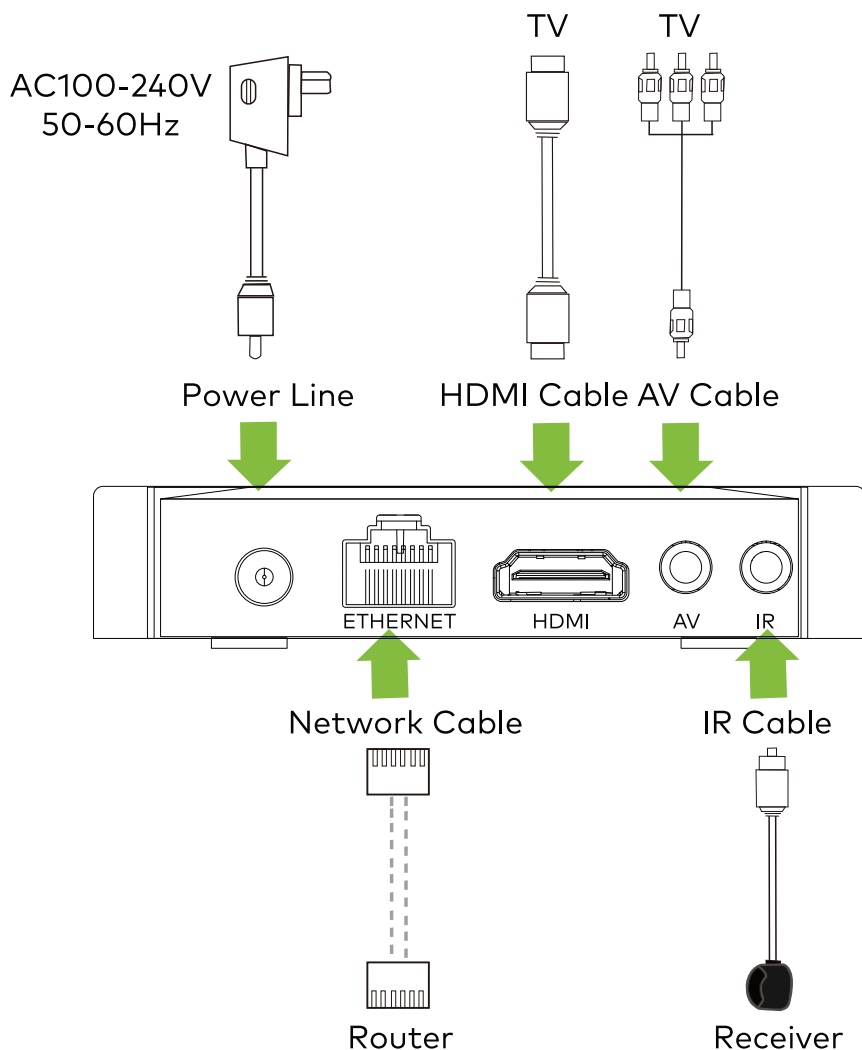
Remote Control x1



Power Adapter x1



Connecting Diagram

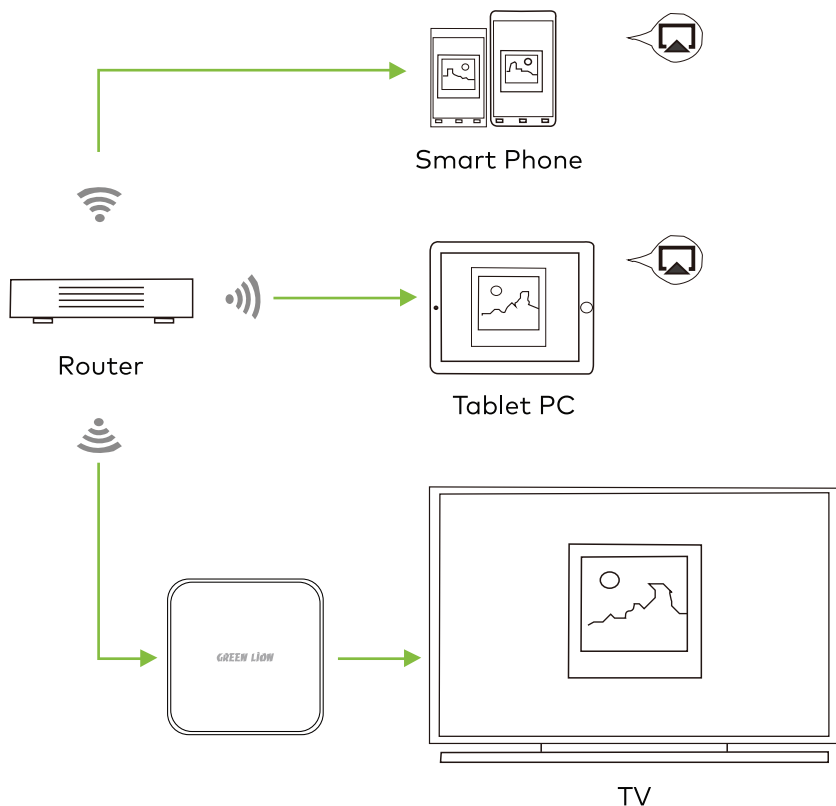


Installation Steps

1. Connect the TV Box with the power supply.
2. Connect the TV Box to your TV using an HDMI cable or AV cable.
3. For wired connection, plug in the Ethernet cable from the TV Box to your modem or router.

For wireless, select the Wi-Fi network and input the Wi-Fi password.

Multi- Screen Interaction



The Screen Casting

Introduction:

The TV Box allows you to play photos, music, and videos from your smartphone or tablet onto your TV.

Preparation:

Make sure your device(s) and TV Box are connected to the same network.

How to use:

Once the devices are connected to the same network, the logo will appear in the related applications of your device(s).

Click the logo to share your photos, music, and videos on the TV.

Key Features

Processor:

Allwinner H313 Quad-core ARM Cortex™-A53 CPU, with a high-performance multi-core G31 GPU, supporting OpenGL ES 3.2/2.0/1.0, Vulkan 1.1, and OpenCL 2.0.

Resolution:

Supports video decoding up to 4K@60fps, and supports multiple formats including H.265 Main 10@L5.1, up to 4K@60fps.

Connectivity:

100/10M Ethernet, 802.11b/g/n 2.4G Wi-Fi.

Operating System (OS):

Android 10 OS, with OTA upgrade support.

Disposal

This product must not be disposed of as unsorted household waste. It is important to separate such waste for proper treatment and recycling, in compliance with local waste management regulations.

Warranty

This **Green Lion** product comes with a 12-month warranty when purchased from our website, official store, or approved sellers.

To extend the warranty, please visit <https://www.greenlion.net/warranty> and fill out the form with your product details. Make sure to upload a clear picture of the product.

After we review and approve your request, you will receive a confirmation email stating that your product's warranty has been extended.

For more info, please check:

<https://www.greenlion.net/warranty>

Contact Us

If you have any questions about this Privacy Policy, please contact us at:

Website: <https://www.greenlion.net/>

Sales: sales@greenlion.net

Service Support: Support@greenlion.net

Telegram: [@greenlion_global](https://t.me/greenlion_global)

Instagram: [@greenlion_global](https://www.instagram.com/greenlion_global)