



## Green Lion

### Lunch Mate Electric Lunch Box

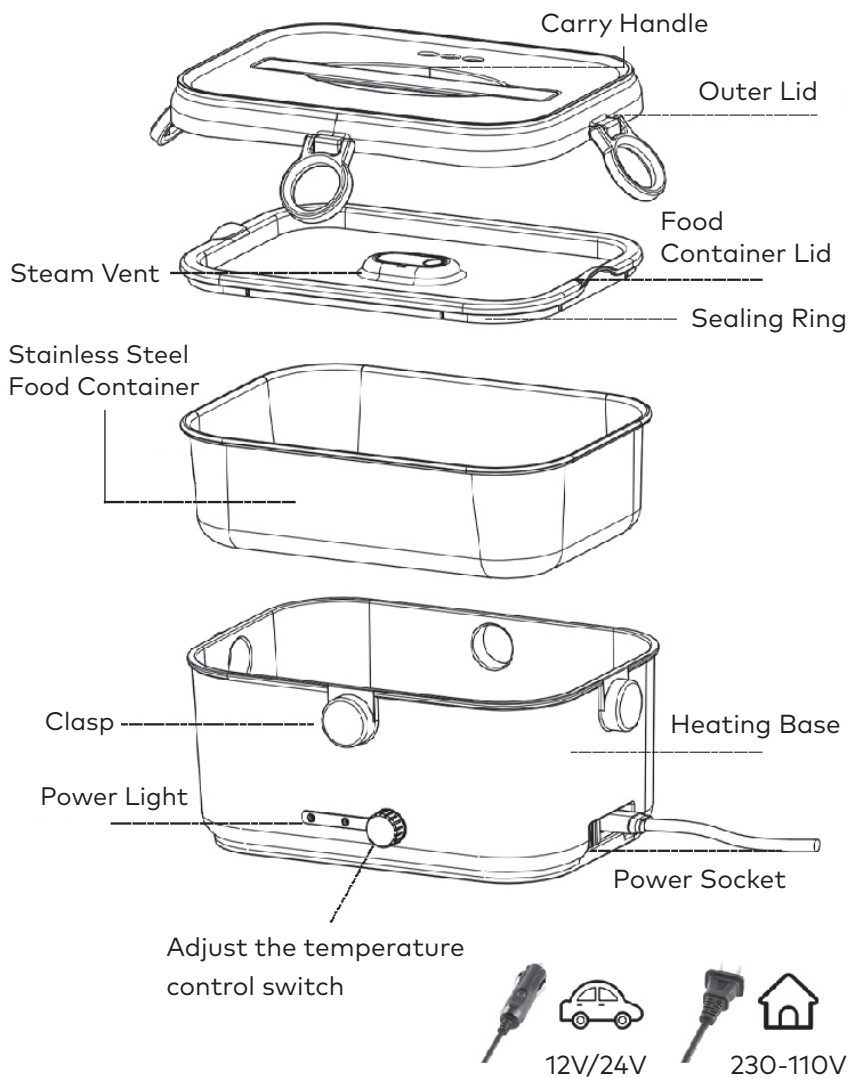
SKU: GNLCHMTE

Model No: GLB-50

## Table of Contents

Components	2
Safety Precautions	3
Package Content	4
Caution	4
How to Use	5
Specifications	6
Disposal	7
Warranty	7
Contact Us	7

## Components



## Safety Precautions

1. Please make sure the rated voltage on the tag matches the usage voltage.
2. If the power cable is damaged, please stop using it and replace the cable.
3. Do not use the product near flammables or open fire.
4. Do not immerse the device in water for cleaning or connect it to power with wet hands.
5. Do not use the heater in unstable or wet places.
6. Do not sterilize the heater with disinfecting agents, as they may be flammable.
7. Do not heat the device with a microwave oven.
8. Do not put the heater into the fridge.
9. Do not plug the heater into power without food inside as it may overheat.
10. The heating base cannot heat water, otherwise it will short circuit.
11. Do not put the device into a sterilization cabinet for disinfection.
12. Do not immerse the whole lunch box in water for cleaning.
13. In order to release the steam, the exhaust lid needs to be opened before heating food.
14. Please unplug the power before dining.
15. Do not add liquid to the base of the lunch box to avoid short circuits.



## Package Content

Item	Qty
Electric Lunch Box	1
Power Cables	2
1.5 l Stainless Steel Container 0.45L Plastic Container	1
Spoon and Fork	1
User Manual	1

## Caution

When using electrical appliances, basic safety precautions should always be followed, including the following:

Read all instructions before using.

Do not touch hot surfaces, use the knob.

Do not immerse the cord, plug, or heating base in water or other liquids.

Unplug the device from the outlet after use and before cleaning.

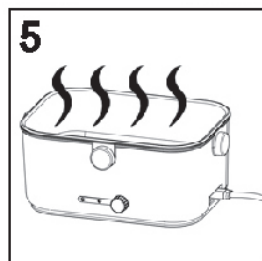
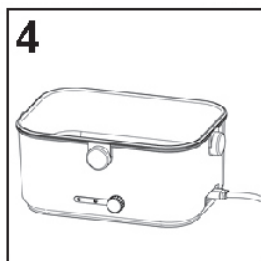
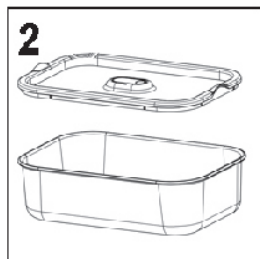
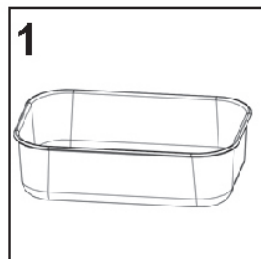
Allow it to cool to room temperature before cleaning.

Do not use a damaged power cord or plug.

Keep it out of reach of children.

Do not heat directly in the heating base, heat only in the stainless steel container provided.

## How to Use



1. Put desired food in the stainless steel container.
2. Place the lid on and open the steam vent.
3. Put it into the heating base & twist the outer lid on.
4. Select heating temperature by controlling the temperature rotation button.
5. Unplug and enjoy your food.

### TIPS:

Close the steam vent when transporting or storing food. Open the steam vent before heating or opening the inner lid.

## Specifications

Material	ABS + Stainless Steel 304
Voltage	230V
Power	80W
Capacity	1.8L
Operating Temperature	-50°C
Heating Time	15-30 minutes
Power Supply	UK Plug & DC 12V/24V
Cable Length	80 cm
Product Weight	1.1 kg
Dimensions	122*170*235 mm

### NOTE:

Any product updates will be reflected in the physical product.  
"Zhongshan Abbao Electrical Appliance Technology Co., Ltd" reserves the right to make the final determination of terms and conditions in this guide manual.

## Disposal

This product must not be disposed of as unsorted household waste. It is important to separate such waste for proper treatment and recycling, in compliance with local waste management regulations.

## Warranty

Products that you buy directly from our **Green Lion** website or shop come with a 24-month warranty.

When you buy **Green Lion** products from any of our approved sellers, you only get a 12-month warranty. If you want to extend this warranty, go to our website at <https://www.greenlion.net/warranty> and fill out the form with your information. Don't forget to upload a picture of the product too. After we've checked and accepted your request, we'll send you an email to confirm that your product's warranty has been extended.

For more info, please check:  
<https://www.greenlion.net/warranty>

## Contact Us

If you have any questions about this Privacy Policy, please contact us at:

Website: <https://www.greenlion.net/>

Sales: [sales@greenlion.net](mailto:sales@greenlion.net)

Service Support: [Support@greenlion.net](mailto:Support@greenlion.net)

Telegram: [@greenlion\\_global](https://www.instagram.com/greenlion_global)

Instagram: [@greenlion\\_global](https://www.instagram.com/greenlion_global)