



Green Lion

Callus Remover Complete Foot Care Solution

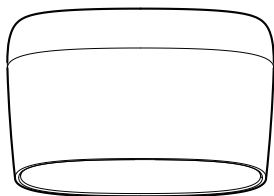
SKU: GNT58CALUSGN

Model No: GL-TM58

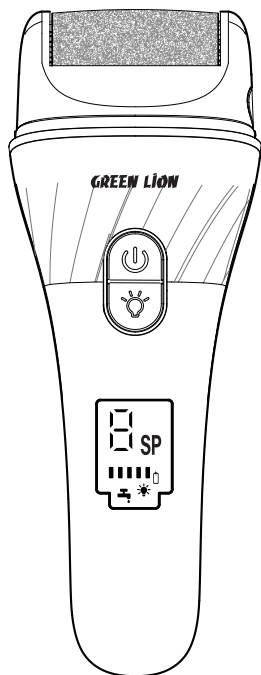
Table of Contents

Included Items	2
Protect Overview	3
LCD Display Instructions	4
How to Replace the Coarse Roller	5
Specifications	6
Instructions for Use	6
Charging	7
Important Safety Instructions	7
Warning	7
Disposal	9
Warranty	9
Contact Us	9

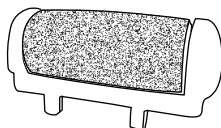
Included Items



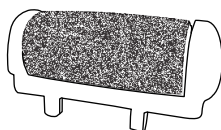
A: Protective Cover



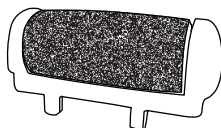
B: Electric Callus Remover



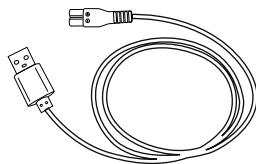
C: Light Coarse Roller



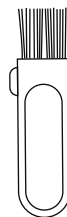
D: Regular Coarse Roller



E: Heavy Coarse Roller

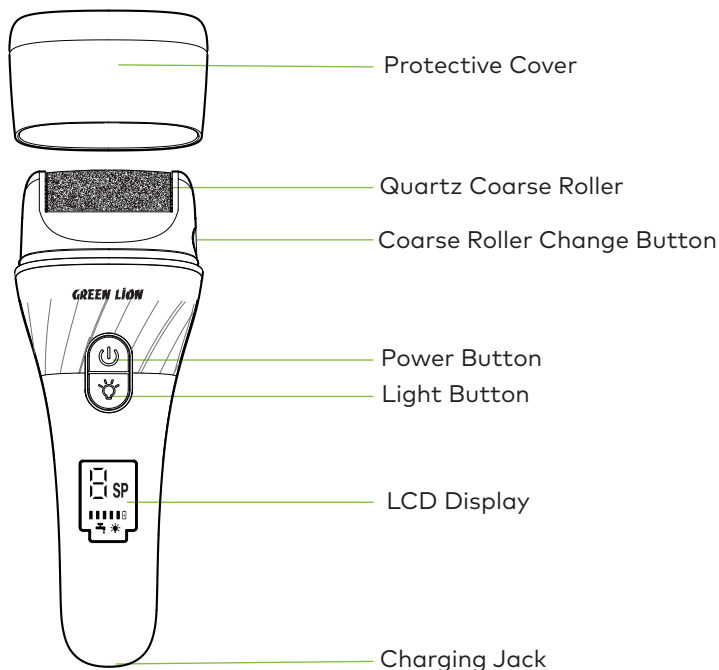


F: USB Charging Cable



G: Cleaning Brush

Product Overview



Charging Jack

Press and hold the power button for 1.5 seconds to enter the first gear state.

When in the running state, you can turn off the device by long-pressing the power button.

Standby / Change Speed

Long-press the power button to enter the first gear. Tap the power button to switch to the second gear. After use, long-press the power button again to stop the product from running.

LCD Display Instructions



Motor Speed Display

"1SP" is at the low-speed state, "2SP" is at the high-speed state.



Battery / Charging Reminder

The battery level display is divided into 5 units. When the battery consumes %20 of the power, one of them goes out. It is recommended to charge it immediately to extend the battery life.



Auto Power-Off Function

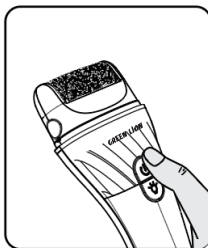
The product has an auto power-off function in the following cases:

When the product runs continuously for 20 minutes, with the cleaning button flashes to remind.

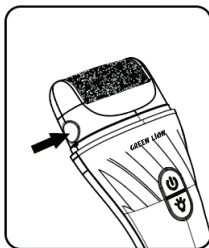
In standby mode, the product does not run for more than 10 minutes.

Even if the light has a separate switch, it will still go out when the product is automatically powered off.


How to Replace the Coarse Roller




Turn off the foot file.



Press the buttons on the side.



Pull out the coarse roller.



Replace with the other coarse roller.


How to Clean the Coarse Roller:



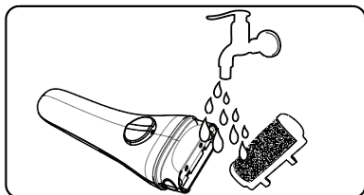
Turn off the foot file.



Press the buttons on the side to take out the coarse roller.



Use the cleaning brush to clean the coarse roller and body.



Rinse the coarse roller under the tap.

Please wipe the grinding head with a dry towel.

Specifications

Material	ABS
Power	5W
Speed	2 Levels
RPM Range	2200-2500 RPM
Battery	2000mAh
Waterproof	IPX6
Charging Port	Dual-Pin
Charging Time	3.5 Hrs
Working Time	3 Hrs
Auto Power Off	20 min
Product Weight	213 g
Product Dimensions	184*72*39 mm

Instructions for Use

1. Select an Appropriate Roller

Light Coarse Roller: For daily maintenance

Regular Coarse Roller: For normal dead skin

Heavy Coarse Roller: For tough & hard calluses

Extra Heavy Coarse Roller: For thick dead skin and crusty skin

If your feet have hard or thick calluses, do not soak your feet before using. This won't help remove the hard skin effectively. For good results, your feet should be clean and dry.

2. Grind the Foot

Gently rub your foot until dead skin drops off.

Switch between two speeds in accordance with requirements.

Don't apply too much pressure.

3. Apply Foot Cream

For better usage, wipe your feet with a dry towel or clean the dead skin. Apply the moisturizing cream (not included), and massage your feet slowly.

Charging

This product contains a lithium battery with a capacity of 2200mAh. The charging time is about 3.5 hours. After the product is fully charged, the running time is no less than 180 minutes.



How to Charge?

Make sure the power button is turned off.

Connect the USB cable with the product charging jack.

Connect the USB cable to any device with a USB port, such as a mobile phone charger, laptop, PC, wall outlet with USB ports, or portable charger.

Important Notes:

Please charge the product immediately before the battery runs out to extend the battery life.

Do not charge it when the temperature is below 0°C (32°F) or above 45°C (113°F).

The original data cable must be used for charging to prevent the opposite polarity of other data cables from causing product failure.

Important Safety Instruction

Before using the product, please read this instruction manual carefully and keep it for future reference.

Danger

1. This appliance contains batteries that are non-replaceable.
2. Do not use an electrical appliance that has been connected to a power source that has been dropped into the water, and the plug should be unplugged immediately.
3. Except when charging, always unplug this appliance from the electrical outlet.
4. Before charging, please make sure your hands are dry.
5. Unplug this appliance before cleaning.
6. Never operate this appliance if it has a damaged cord or parts.
7. Do not stretch, twist, or curl the cable around the appliance.
8. The battery used in this device may present a fire or chemical burn hazard if mistreated. Do not disassemble, heat above 100°C (212°F), or incinerate this machine.

Warning

1. To reduce the risk of burns, fire, electric shock, or injury to persons:
2. The Electric Callus Remover Kit is only suitable for calluses, hard thick dead skin, such as heels. Please do not use this product on normal skin.
Patients with poor blood circulation or diabetes should not use this product.
3. If you have any skin problems or other medical problems, please consult your doctor before using.
4. When using, the grinding head should not stay on the skin for more than 3 seconds; please move it to use.
5. Don't use it when the skin is red, inflamed, infected, or blistered.
6. Do not use this product on warts, ulcers, or wounds on the skin.
7. If you feel any pain or discomfort, please stop using it immediately.
8. Excessive use of this product will lead to thin skin and easily cause skin allergies.
9. If the skin is severely allergic or bleeding, please consult a doctor in time.

- 10. This product is not suitable for children and other delicate skin.
- 11. People whose physical or mental ability have deteriorated, or those who lack experience and knowledge of using, should be supervised by others.
- 12. Do not place or store the product in a place exposed to direct sunlight. Please store it in a dry and cool place between 0°C-40°C to keep the equipment dry.
- 13. Please do not run this product before installing the grinding head.
- 14. Please do not insert any foreign objects into this product while running.
- 15. Please place the product properly and prevent children from touching the product.
- 16. Do not place the product in a place of high temperature or high pressure, so as not to cause damage to the product.
- 17. In order to prevent accidents and harm to your body, please keep away from your scalp, hair, eyebrows, eyelashes and clothes, wool, shoelaces, etc. when using this product.
- 18. Do not continuously press the Coarse Roller.
- 19. Do not disassemble the product body at will.
- 20. This product can only be used as a small electrical appliance, not for industrial use.
- 21. This product cannot be used in special environments such as decayed or explosive gases.
- 22. This product cannot be used as a medical appliance.
- 23. For hygienic reasons, do not share this appliance with other people.
- 24. Only use the appliance as described in this manual.
- 25. When children or the disabled use this product, they must be closely supervised by their guardians.



Disposal

Do not dispose of discarded electrical appliances as unclassified urban waste. They should be handed over to an officially designated recycling center, which is beneficial for environmental protection.

Warranty

Products that you buy directly from our **Green Lion** website or shop come with a 24-month warranty.

When you buy **Green Lion** products from any of our approved sellers, you only get a 12-month warranty. If you want to extend this warranty, go to our website at <https://www.greenlion.net/warranty> and fill out the form with your information. Don't forget to upload a picture of the product too. After we've checked and accepted your request, we'll send you an email to confirm that your product's warranty has been extended.

For more info, please check:
<https://www.greenlion.net/warranty>

Contact Us

If you have any questions about this Privacy Policy, please contact us at:

Website: <https://www.greenlion.net/>

Sales: sales@greenlion.net

Service Support: Support@greenlion.net

Telegram: [@greenlion_global](https://t.me/greenlion_global)

Instagram: [@greenlion_global](https://www.instagram.com/greenlion_global)