



Green Lion
GALWAY Smart Glasses

SKU: GNGALSGLSBK
Model No:GL-SG23

Table of Contents

FCC Statement	2
Specifications	2
Product Overview	3
Instructions for Use	4
Button Function Guide	4
Disposal	6
Warranty	6
Contact Us	6

FCC Statement

This equipment has been tested and found to comply with the limits for a Class B digital device, pursuant to part 15 of the FCC Rules. These limits are designed to provide reasonable protection against harmful interference in a residential installation. This equipment generates, uses, and can radiate radio frequency energy. If not installed and used in accordance with the instructions, it may cause harmful interference to radio communications. However, there is no guarantee that interference will not occur in a particular installation. If this equipment does cause harmful interference to radio or television reception, which can be determined by turning the equipment off and on, the user is encouraged to try to correct the interference by one or more of the following measures:

- 1.Reorient or relocate the receiving antenna.
- 2.Increase the separation between the equipment and receiver.
- 3.Connect the equipment into an outlet on a circuit different from that to which the receiver is connected.
- 4.Consult the dealer or an experienced radio/TV technician for help.

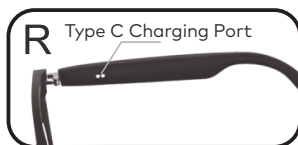

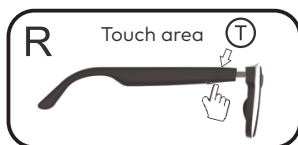
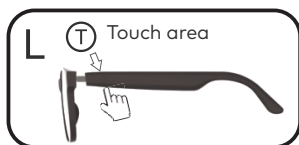
Important: Changes or modifications not expressly approved by the manufacturer responsible for compliance could void the user's authority to operate the equipment.

Specifications

Model No.	GL-SG23
Material	Sheet + Metal
Lens Material	Photochromic + Anti Blue Light Lens + UV400
Battery Capacity	50mAh *2

Charging Interface	Magnetic Charging
Recharge Time	1 Hour
Talk Time	5 Hours
Bluetooth Version	v5.4
Transmission Distance	10m
Impedance	7Ω
Sensitivity	95±3dB
Frequency Response	2.400-2.480GHz
Frame Size	15.7*4.6*14.5cm
Product Weight	37.3g

Product Overview



Instructions for Use




























1. Pairing

1.1 After powering on, the two sides of the glasses temples will automatically pair.

1.2 Turn on Wireless, search for and select (GL-SG23) from the detected devices.

2. Charging

Type-C Charging: The LED indicator will display a red light when charging. Once the LED light turns off, it indicates that the device is fully charged. It takes approximately 60 minutes to fully charge

Function	Action	Button
Power on	glasses leg spread	L/R
Power off	glasses leg fold	L/R
Pause/Start music /playback	  	L/R
Voice assistant	   	L
Previous Song	 	L
Next song	 	R
Remote Camera (After camera turn on)	   	R
Volume UP	  - 1.5 	L
Volume Down	  - 1.5 	R
End call/Pick Up call	  	L/R
Reject call	  - 3 	L/R

Button Function Guide

1. To power on: Spread the legs of the glasses.
2. To power off: Fold the legs of the glasses.
3. To pause or play music, double-press the right or left button.
4. To activate the voice assistant, press the left button 3 times.

- 5. To play the previous song, single-press the left button.
- 6. To play the next song, single-press the right button.
- 7. To activate the remote camera shutter, open the camera app on your device, then press the right button 3 times to capture a photo.
- 8. To increase the volume, press and hold the left button for 1.5 seconds.
- 9. To decrease the volume, press and hold the right button for 1.5 seconds.
- 10. To answer or end an ongoing call, double-press the right or left button.
- 11. To reject an incoming call, press and hold the right or left button for 3 seconds.



Disposal

This product must not be disposed of as unsorted household waste. It is important to separate such waste for proper treatment and recycling, in compliance with local waste management regulations.

Warranty

Products that you buy directly from our **Green Lion** website or shop come with a 24-month warranty.

When you buy **Green Lion** products from any of our approved sellers, you only get a 12-month warranty. If you want to extend this warranty, go to our website at <https://www.greenlion.net/warranty> and fill out the form with your information. Don't forget to upload a picture of the product too. After we've checked and accepted your request, we'll send you an email to confirm that your product's warranty has been extended.

For more info, please check:
<https://www.greenlion.net/warranty>

Contact Us

If you have any questions about this Privacy Policy, please contact us at:

Website: <https://www.greenlion.net/>

Sales: sales@greenlion.net

Service Support: Support@greenlion.net

Telegram: [@greenlion_global](https://www.greenlion.net/)

Instagram: [@greenlion_global](https://www.greenlion.net/)