



**Porodo Soundtec**  
**SNAPVIBE MAGNETIC RGB**  
**MINI SPEAKER**

SKU: PDSTRWM

# Table of Contents

Product Overview	2
Specifications	2
Product Description	3
Role of Power Key	3
Bluetooth Pairing	3
Instruction for Use	4
Disposal	4
Warranty	5
Contact Us	5

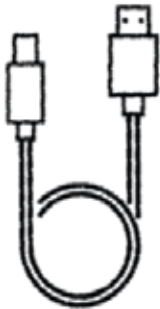
## Product Overview

The SnapVibe Magnetic RGB Mini Speaker by Porodo Soundtec offers clear stereo sound and Hi-Fi audio with a metal diaphragm driver. Featuring RGB glow and customizable mood lights, it delivers an immersive listening experience. The speaker supports True Wireless Stereo (TWS) functionality, allowing you to pair multiple units for enhanced sound. With a magnetic snap design, it's easy to attach and use. Enjoy up to 4 hours of playtime, making it a portable and stylish audio solution for on-the-go entertainment.

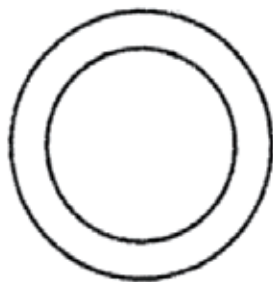
## Specifications

Model Number	PDSTRWM
Battery Capacity	500mAh
Rated Power	5W
Frequency Response	250Hz-20kHz
Recharge Time	2H
Playtime	4H
Bluetooth Version	5.4
Transmission Distance	10m
Material	ABS
Water Resistance	IPX6
Speaker Driver	36mm
Signal-to-Noise Ratio	78dB
Charging Interface	USB-C
Product Size	48 x 58 x 51mm
Product Weight	80g

## Product Description



charging cable



Magnetic tape



## Role of Power Key

### Power on

Long press 5 seconds (power off)

### Power on

Long press 5 seconds (on)

### Play/Pause

Click

### Double click

Switch RGB light

### Three strikes

TWS Pairing/TWS Unpairing

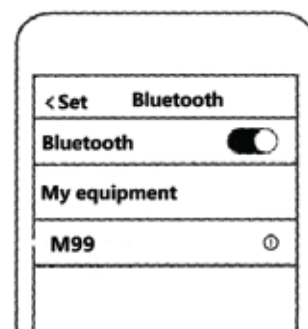
### Click

Answer call/Hang up the phone



## Bluetooth Pairing

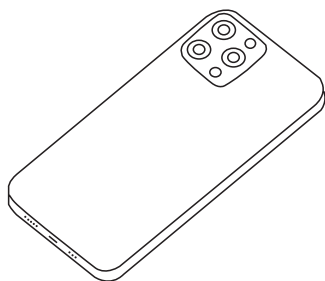
**1. Initial Setup:** Upon powering on, the device will automatically enter Bluetooth pairing mode. In your device's Bluetooth settings, search for "M99" and connect.



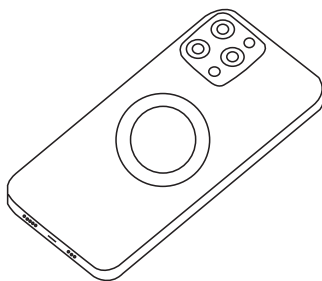
**2. Successful Pairing:** If pairing is successful, the audio will automatically reconnect to the last device used. It will attempt to reconnect for 5 seconds before entering pairing mode. If pairing fails, the device will automatically shut down after 5-10 minutes. To re-enter pairing mode, press and hold the button for 5 seconds.

## Instruction for Use

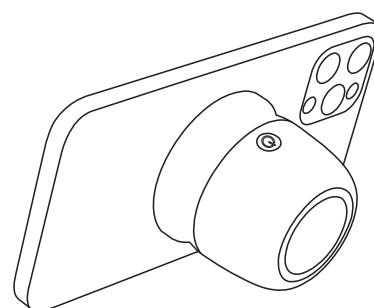
The adhesive surface on the back of the driving magnetic disc can be applied to the back case of a mobile phone or other surfaces, depending on the user's individual needs. The actual usage may vary.



...



...



## Disposal

This product must not be disposed of as unsorted household waste. It is important to separate such waste for proper treatment and recycling, in compliance with local waste management regulations.

## **Warranty**

Products that you buy directly from our **Porodo** website or shop come with a 24-month warranty.

When you buy **Porodo** products from any of our approved sellers, you only get a 12-month warranty. If you want to extend this warranty, go to our website at **porodo.net/warranty** and fill out the form with your information. Don't forget to upload a picture of the product too. After we've checked and accepted your request, we'll send you an email to confirm that your product's warranty has been extended.

For more info, please check:  
**porodo.net/warranty**

## **Contact Us**

If you have any questions about this Privacy Policy, please contact us at:  
**info@porodo.net**

Website: **porodo.net**

Service Support: **support@porodo.net**

Instagram: **porodo**