

PORODO
LIFESTYLE



Porodo Lifestyle

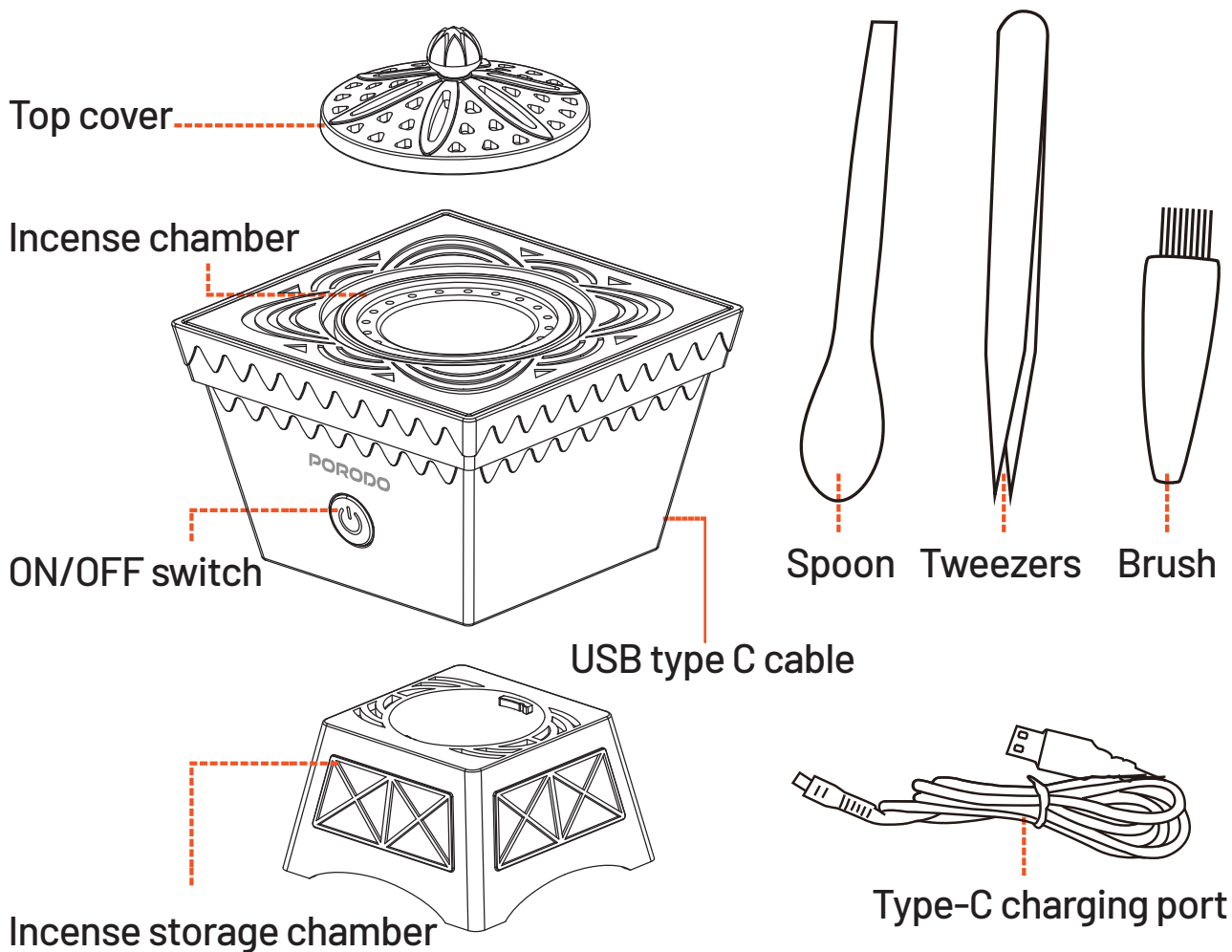
**Classic Wood-Finish Portable
Incense Burner**

SKU: PDLFSTB10BR

Table of Contents

Product Overview	2
Instructions for Use	2
Working Modes	3
Indicator Light	3
Warning	3
Specifications	4
Disposal	4
Warranty	5
Contact Us	5

Product Overview

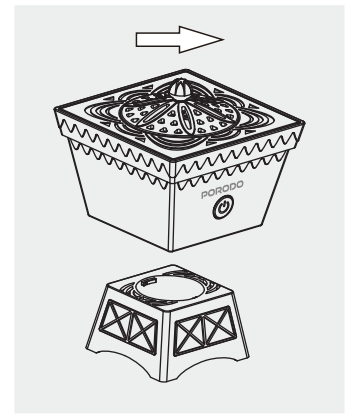

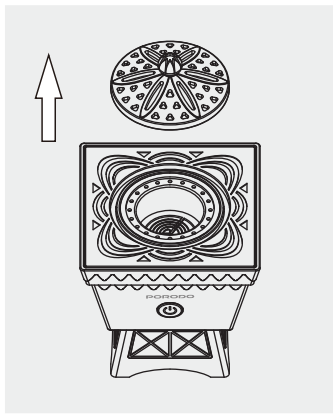


Instructions for Use

1. Lift the top cover to open it.
2. Place the incense in the chamber.
3. Close the top cover, then press the button for two seconds to turn the machine on.

Note:

- a. When using the incense burner for the first time or when the incense has been used up, please refer to the diagram below for how to add incense.
- b. Do not use the burner while charging, as it has high-temperature protection.
- c. Please keep the product in a vertical position.



4. The bottom part is the incense storage chamber. Rotate clockwise to open, so you can place charcoal or wood. Rotate counterclockwise to close.

Working Modes

- 1.** After being turned on, the machine operates continuously for 90 seconds before automatically turning off. It can be restarted after 30 seconds.
- 2.** If the internal temperature exceeds 90°C, the machine enters high-temperature protection mode and automatically turns off. It can be restarted after 30 seconds.
- 3.** While the machine is operating, a long press on the button (for 2 seconds) will stop it. It can be restarted after 30 seconds.

Indicator Light

- 1.** When the machine is operating, the button indicator stays on.
- 2.** During charging, the button indicator will pulse as a breathing light and remain on when fully charged.
- 3.** When the battery is low, the button indicator flashes quickly. Please charge the machine at this time.

Warning

- 1.** After using the incense burner, do not flip or tilt it, as this may cause damage to the product.
- 2.** Do not modify or disassemble the device without authorization, as it may lead to damage and will void the warranty.

- 4. Keep the device away from children or pets.
- 5. When burning continuously, the top cover becomes very hot.
- 6. Do not touch it directly. If you need to open the cover, use the provided tweezers to lift it.

Tips

To avoid burns, do not touch the top when the device is operating. After use, wait 3–5 minutes after stopping combustion for the top to naturally cool down before touching.

Specifications

Input	DC 5V/2A
Battery Capacity	2000mAh Rechargeable
Rated Power	18W
Charging Interface	Type-C Port
Materials	Zinc Alloy, PA Plastic
Incense Session Duration	17 Full Sessions Per Full Charge
Product Weight	305g
Product Size	103.4 x 103.4x 127mm
Model Number	PDLFSTB10

Disposal

This product must not be disposed of as unsorted household waste. It is important to separate such waste for proper treatment and recycling, in compliance with local waste management regulations.

Warranty

Products that you buy directly from our **Porodo** website or shop come with a 24-month warranty.

When you buy **Porodo** products from any of our approved sellers, you only get a 12-month warranty. If you want to extend this warranty, go to our website at **porodo.net/warranty** and fill out the form with your information. Don't forget to upload a picture of the product too. After we've checked and accepted your request, we'll send you an email to confirm that your product's warranty has been extended.

For more info, please check:
porodo.net/warranty

Contact Us

If you have any questions about this Privacy Policy, please contact us at:
info@porodo.net

Website: **porodo.net**

Service Support: **support@porodo.net**

Instagram: **porodo**