



Powerology

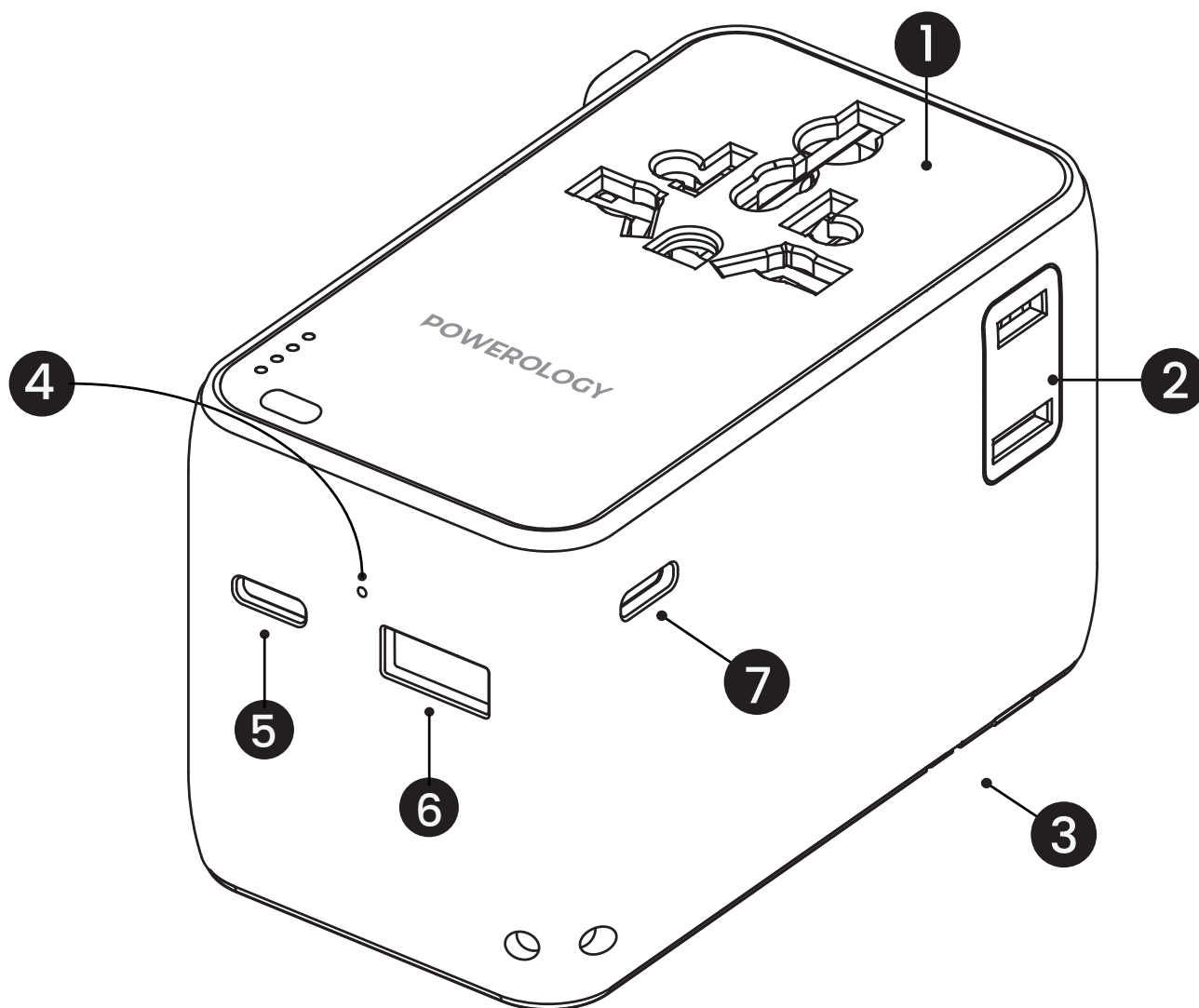
2500W Universal Travel Adapter with 4000mAh Power Bank

SKU: PWCUQC054BK

Table of Contents

Product Overview	2
Specifications	3
Compatible Plug and Outlet	4
Using with 2-Pole Devices	5
USB Devices	5
Instructions for Use	6
Replacement of the Fuse	8
Caution	9
Disposal Warning	9
Compatibility	10
Warranty	13
Contact Us	13

Product Overview



1. Multi-socket

2. USA/JP Socket

3. USA, AU, UK, EU Plugs

4. LED Indicator:

Solid LED light: Normal operation

LED Off: Possible overload. Unplug one device and check the status indicator again.

5. USB-C2 Port

6. USB-A1 Port


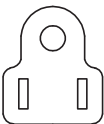

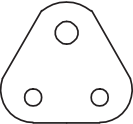
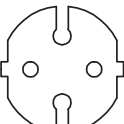
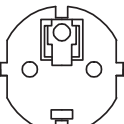

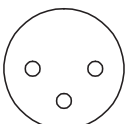
7. USB-C1 Port

Specifications

1. General Technical Data	
Model	PWC054
Input	100-250V~ AC, 50/60Hz, 0.6A
Rating	100-250V~ AC, 10A Max, 2500W Max
Battery Capacity	4000mAh
Total Output (DC)	20W
Size	42 x 53 x 86 mm
Weight	250g
Fuse Rating	10A Max + Spare Fuse
Compatibility	Laptop, MacBook, Tablet, TV, PC, Video Games, Router, Printer, Smart Phones, Smart Watch, Camera, Power Bank, Electric Shaver
2. Adapter Output	
USB-C 5	1V/3.0A, 9V/2.2A, 12V/1.67A
USB-A 5	1V/3.0A, 9V/2.0A, 12V/1.5A
USB-C 5	2V/3.0A, 9V/2.0A, 12V/1.5A
USB-C1+USB-C 5	2V/3.0A
3. Power Bank Output	
USB-C 5	V/3.0A, 9V/2.2A, 12V/1.67A
USB-A 5	1V/3.0A, 9V/2.0A, 12V/1.5A

USB-C 5	2V/3.0A, 9V/2.0A, 12V/1.5A
USB-C1+USB-C 5	2V/3.0A

Compatible Plug and Outlet

Type A

Type B

Type C

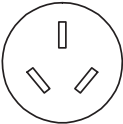
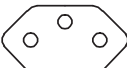

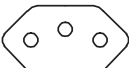
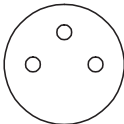
Type D

Type E

Type F

Type G

Type H

Type I

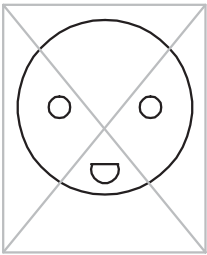
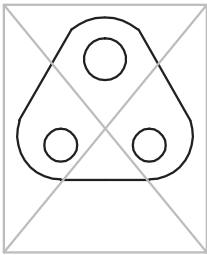
Type J

Type L

Type N

Type O

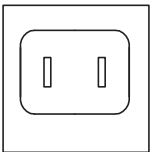

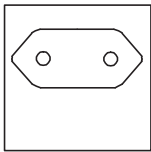
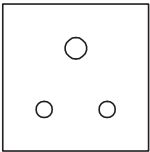
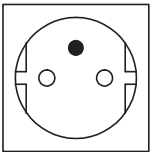
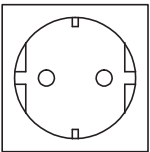
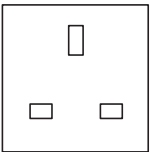
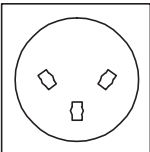
Note: Type K and Type M plugs are not accepted.

Type K

Type M

The adapter can plug into the following outlet types:

Type A

Type B

Type C


Type D

Type E

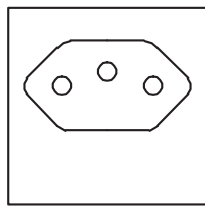
Type F

Type G


Type H



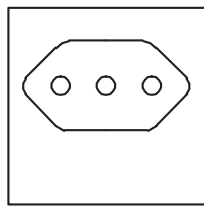
Type I



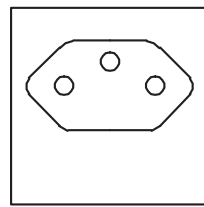
Type J



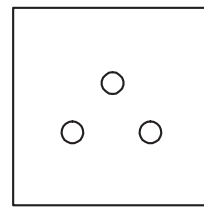
Type K



Type L



Type N



Type O

Using with 2-Pole Devices

The product is suitable for use with most electronic devices up to 2500W at 250V and 1000W at 100V. It can be used with a variety of appliances, including:



Laptops



Small travel
hair dryers



Travel irons



Electric fan



Table lamp



Electric razors

Note: Please check the safety data sheet or the data plate on the device to confirm compatibility before plugging it in.

USB Devices


The product is compatible with the following devices: Camera, Smartphone, Tablet, Portable Game Console, Bluetooth speaker, Power bank, etc.



Cameras



Smart-
phones



Tablets



Portable Game
Console



Headsets



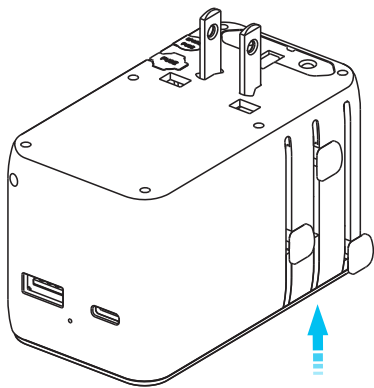
Power
banks

Instructions for Use

This adapter comes with built-in multi-nation plugs that can be selected to fit a wide range of outlets across different countries. The safety function switch ensures that only one plug is energized at any given time.

Important Notes:

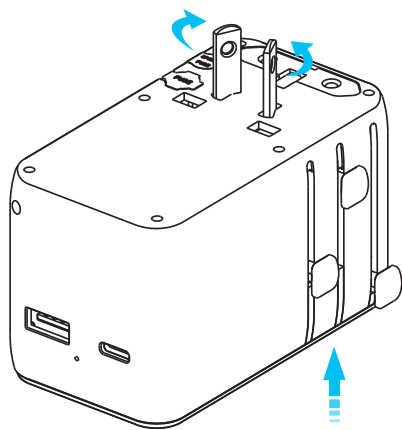
1. Ensure the button is fully reset when pushed out and retracted to the bottom. If the button is not reset, it indicates the plug has not been properly seated, which could affect normal operation.
2. Only one plug type can be used at a time. To switch plugs, simply slide the knob to select the desired type. The other plug pins will be automatically locked in place.



USA Plug

To use the USA plug, gently press the button and slide it downward to extend the plug, ensuring the contact blades are aligned in a parallel position.

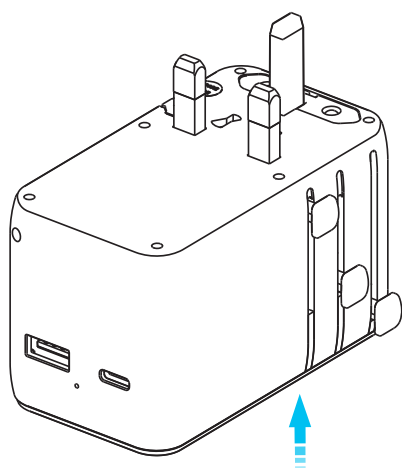
To retract the plug: press and hold the "USA" button to release, continue pulling the plug upward until it is fully retracted. Once fully retracted, release the button to lock the plug in place.



AUS Plug

Slightly press the button and slide it down to fully extend the AUS plug as shown. Make sure the contact blades are turned to the parallel position.

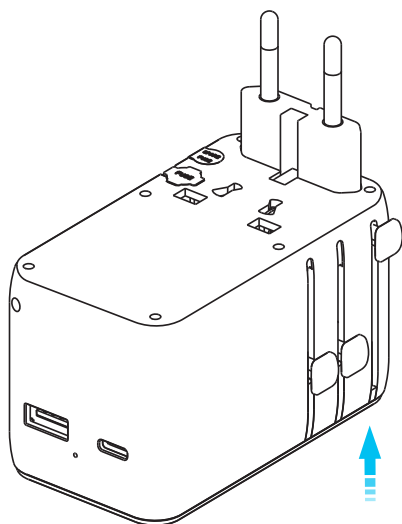
To retract the plug: press and hold the "AUS" button, continue pulling upward until the plug is fully retracted. Once retracted, release the button to lock the plug in place.



UK Plug

Slightly press the button and slide it down to fully extend the UK plug as shown. Be sure to pull out the insulated ground pin from the housing.

To retract the plug: press and hold the "UK" button, continue pulling upward until the plug is fully retracted. Once retracted, release the button to lock the plug in place.



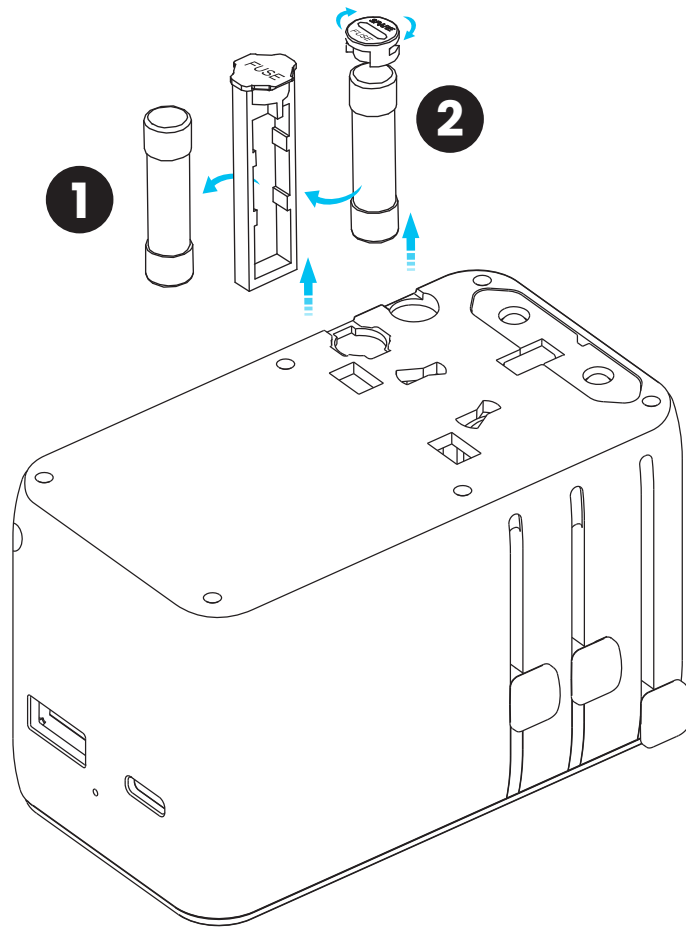
EU Plug

Slightly press the button and slide it down to fully extend the EU plug as shown. Make sure the contact blades are turned to the parallel position.

To retract the plug: press and hold the "EU" button, continue pulling upward until the plug is fully retracted. Once retracted, release the button to lock the plug in place.

Replacement of the Fuse

1. Remove (1).
 2. Take out (2) and place (2) back into the original position of (1). The adapter will work again.
 3. Alternatively, you can replace the fuse with a new one.
- Standard:** 250Vac 10A, 25.4*6.3mm.



Notes:

1. Ensure that all devices are removed before replacing the fuse.
2. Verify that no water is flowing from the access equipment in the power rating.
3. Confirm whether the product is wet and if any water is flowing out.

Caution

1. Always disconnect the adapter from the outlet when not in use.
2. Before use, please read these instructions carefully. This product does not convert voltage (AC-AC).
3. To avoid potential damage to your device or other safety hazards, ensure that the power outlet you intend to use provides the proper voltage to run your device before using the adapter.
4. Indoor use only.
5. Misuse may lead to electrical shock.
6. The length of the USB cable should be no more than 3 meters.
7. This travel adapter is for temporary use only and should not be used permanently.
8. Do not insert an adapter into another adapter. Such use should only be provided by the manufacturer.
9. No grounding. This product is for use with unearthed or double-insulated appliances only.

Disposal Warning



Waste electrical products should not be disposed of with household waste. Please recycle where facilities exist. Check with your local authority for recycling advice.

EU Plug

A Albania

Algeria

Angola

Argentina

Austria

Azores

B Balearic Islands

Bangladesh

Belgium

Bolivia

Bosnia

Brazil

Bulgaria

Burkina Faso

Burundi

C Cameroon

Canary Island

Cape Verde

Central African Republic

Channel Islands

Chile

Comoros

Congo

Croatia

Cote d' Ivoire

Cyprus

D Denmark

Djibouti

E Egypt

El Salvador

Equatorial Guinea

Eritrea

Faeroe Islands

Finland

France

G Gabon

Germany

Gibraltar

Greece

Greenland

Guadeloupe

Guinea

Guinea-Bissau

H Hungary

I Iceland

India

Indonesia

Iran

Iraq

Israel

Italy

K Kazakhstan

Korea

Kuwait

L Laos

Lebanon

Lithuania

Luxembourg

M Macedonia

Madagascar

Madeira

Mali

Martinique

Mauritania

Mauritius

Monaco

Morocco

Mozambique

Myanmar

N Nepal

Netherlands

Niger

Norway

O Oman

P Pakistan

Paraguay

Peru

Philippines

Poland

Portugal

R Romania

Russia

Rwanda

S Senegal

Somalia

Spain

Sudan

Suriname

Sweden

Switzerland

Syria

T Thailand

Togo

Tunisia

Turkey

U Uruguay

V Vietnam

Z Zambia

AUS PLUG:

A American Samoa

Argentina

Australia

C China

E El Salvador

F Fiji

G Guatemala

K Kiribati

N Nauru

New Zealand

P Panama

Papua New Guinea

S St. Vincent

T Tajikistan

Tonga

U Uruguay

USA PLUG:

A American Samoa

Anguilla

Antilles

Aruba

B Bahamas

Bangladesh

Barbados

Bermuda

Bolivia

Brazil

C Cambodia

Canada

Cayman Islands

China

Colombia

Costa Rica

Cuba

E Ecuador

El Salvador

G Guam

Guatemala

Guyana

H Honduras

J Japan
L Jamaica
Laos
Lebanon
M Liberia
Maldives
Mexico
N Micronesia
Montserrat
O Netherlands
P Nicaragua
Niger
Okinawa
S Panama
T Peru
Philippines
Puerto Rico
V St. Vincent
Saudi Arabia
Tahiti
Taiwan
Thailand
United States
Venezuela
Vietnam
Virgin Islands(US&British)

Y Yemen

UK PLUG:

B Bahrain
Bangladesh
Bellze
Botswana
C Brunei
Cameroon
D Channel Islands
E Cyprus
G Dominica
El Salvador
Gambia
Ghana
H Gibraltar
I Grenada
Guatemala
J Guyana
K Hong Kong
L Iraq
Ireland
Isle of Man
Jordan
Kuwait
Lebanon

M Macau
Malawi
Malaysia
Maldives
Malta
N Mauritius
Q Myanmar
S Nigeria
Qman
Qatar
St. Lucia
St. Vincent
T Saudi Arabia
U Seychelles
Sierra Leone
V Singapore
Y Tanzania
Z Uganda
United Arab Emirates
United Kingdom
Vietnam
Yemen
Zambia
Zimbabwe

Warranty

Products that you buy directly from our **Powerology** website or shop come with a 24-month warranty.

The 24-month warranty applies to products purchased directly from our **Powerology** website or store. If **Powerology** products are bought from any of our verified retailers, then the product is eligible for only a 12-month warranty. To extend your product's warranty, visit our website **powerology.me/warranty** and fill in your details in the provided form along with an uploaded picture of the product to process your request. Once approved, you will receive a confirmation email of the extended product warranty. Upload the required information within 48 hours of purchase to be eligible for a 24-month warranty period.

For more info, please check:
powerology.me/warranty

Contact Us

If you have any questions about this Privacy Policy, please contact us at: **hey@powerology.me**

Website: **powerology.me**

Instagram: **powerology_official**

Facebook: **powerology.ME**