

PORODO
LIFESTYLE



Porodo Lifestyle

Auto-Stirring Insulated Mug

SKU: PD-LFST138

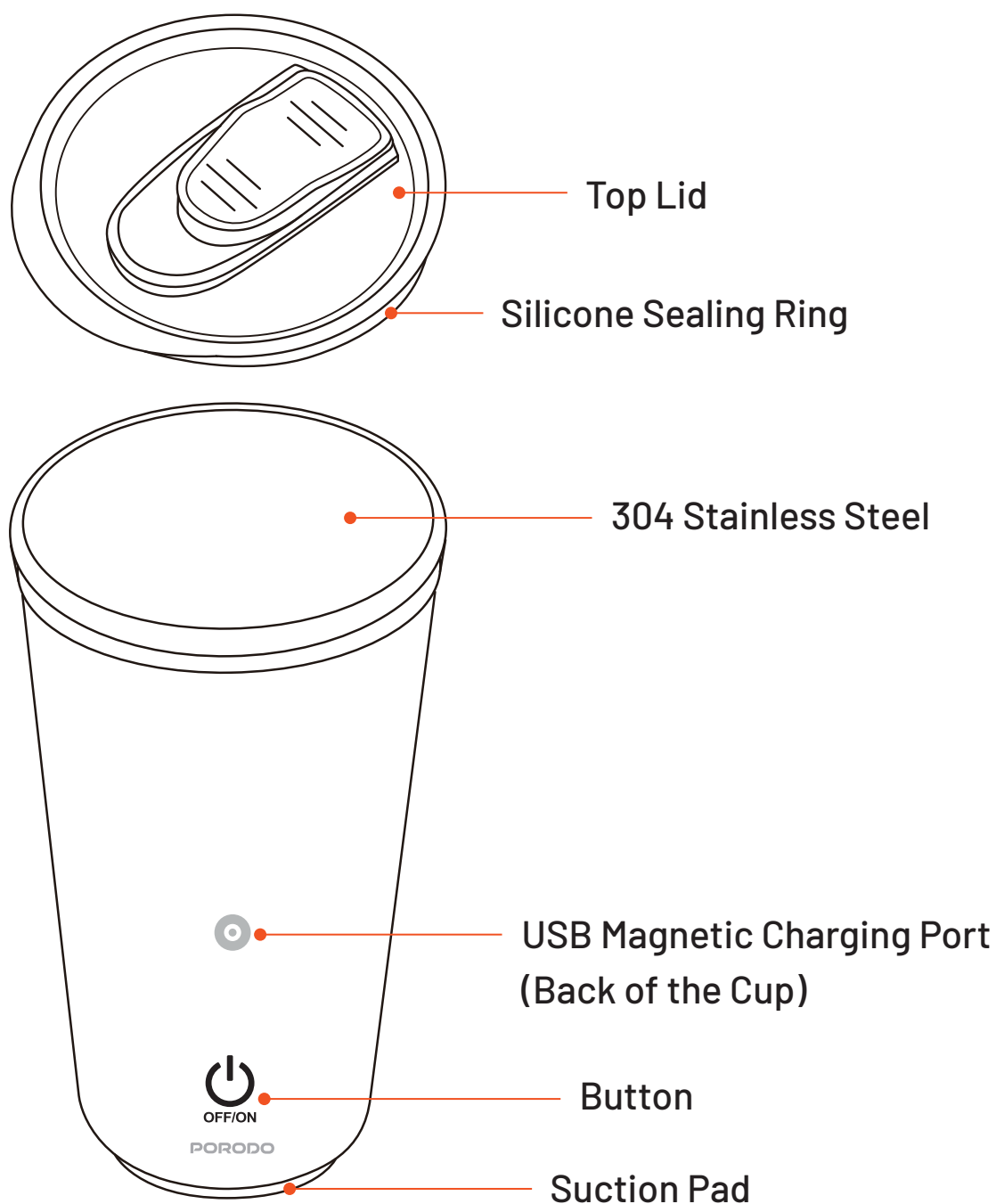
Table of Contents

Preface	2
Schematic View	2
Product Overview	3
Specifications	3
Usage Method	3
Cautions	5
Disposal	5
Warranty	6
Contact Us	6

Preface

Thank you for choosing the automatic stirring cup. To ensure you use and maintain this product correctly, please read the manual carefully before use and retain it for future reference. This manual is applicable to all our mixing cup products.

Schematic View



Product Overview

This product is ideal for use in homes, hotels, offices, and other settings. It is designed to stir coffee, fruit juice powder, milk powder, granules, and similar substances efficiently. This mixer excels with non-sticky drinks, offering the benefits of convenience and speed.

Specifications

Capacity	400ml
Battery Capacity	300mAh
Material	ABS, PS, Silicone, 304 Stainless Steel
Rated Power	0.3W
Rated Voltage	<5V
Waterproof Rating	IPX6
Mixing Time	120 Seconds Auto-Stop
Charging Port	USB Magnetic
Model Number	LFS138

Usage Method

a. Using while Device is Charging

Charging Instructions: Use a power adapter with an output of less than 5V for charging. Do not use the cup while it's charging with a high-power adapter. A red light indicates that charging is in progress, and it turns off when the cup is

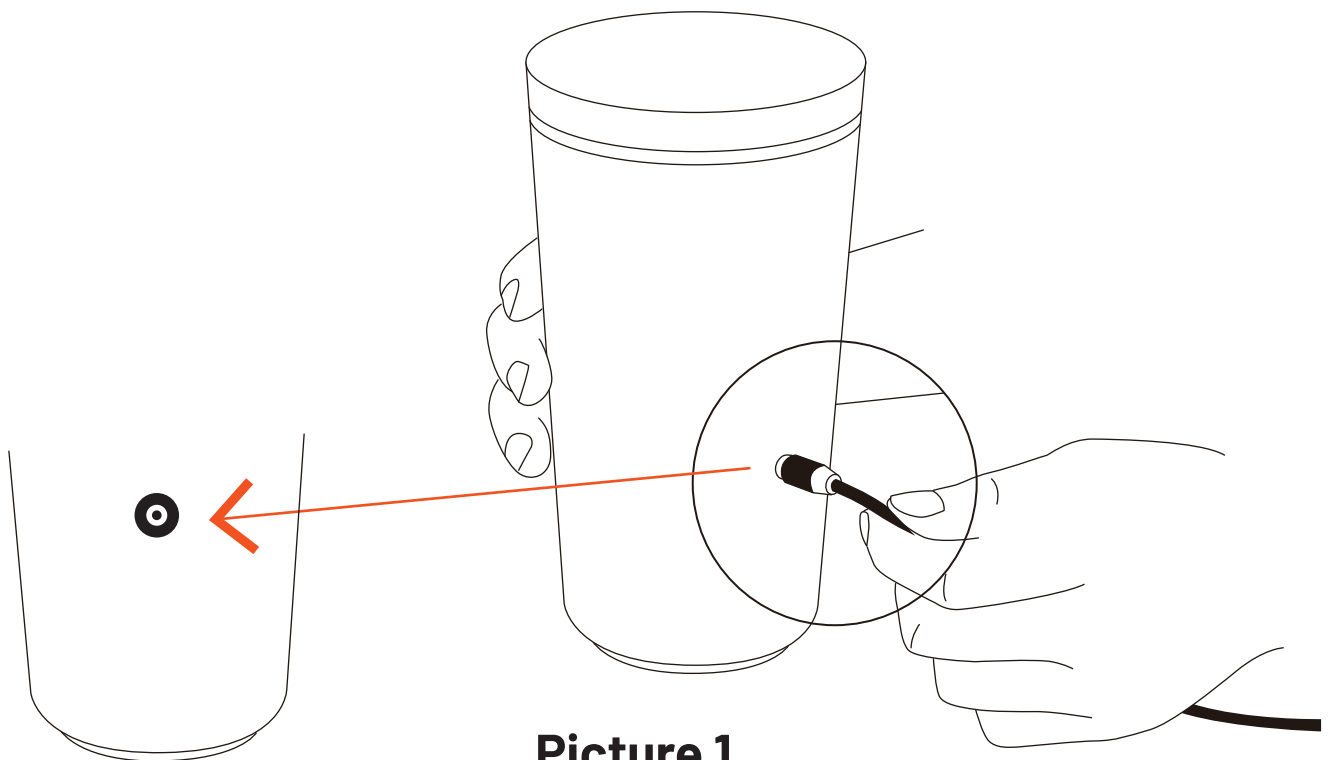
fully charged.


Operation:

- 1.** To start the cup, double-click the button. Click once to stop; a green light will indicate that the cup is operational.
- 2.** The cup does not function while charging. To use, place the cup on a flat surface, pour hot water into it, add instant powder, and double-click the button to start stirring.
- 3.** Follow the provided instructions to prevent damage to the cup. Do not operate the cup without water as it can cause damage. After use, the cup can be cleaned like any ordinary water-resistant cup. This cup is rated IPX6 waterproof.

b. How to Use the Bottom Suction Pad

- 1.** Connect to the USB magnetic charging port as illustrated in picture 1.
- 2.** Place the mug on a flat, smooth surface and tap it on one side as shown in picture 2.
- 3.** When using, lift the mug vertically and gently as demonstrated in picture 3.





Picture 2

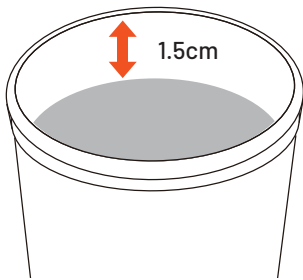


Picture 3

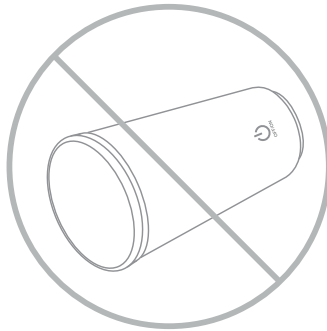
Cautions

- 1.** Keep the product out of reach of children. Children must not operate the stirring cup alone. The internal stirrer may pose a choking or scalding hazard.
- 2.** Do not allow individuals (including children) with limited physical, visual, or cognitive abilities to use the product without supervision. Ensure a responsible person instructs and supervises use. Prevent children from playing with the product.
- 3.** Do not add food while the mixer is rotating.
- 4.** The maximum operating temperature must not exceed 100°C.
- 5.** Always lift the mug vertically. Avoid excessive pulling, knocking, or hitting, which may cause damage.
- 6.** When using boiling water, do not allow the hot water container to come into direct contact with the mug's body. This prevents burns, spills, or damage. Let boiling water cool for at least 3 minutes before securing the lid.
- 7.** If hot liquid is inside, do not open the lid when the mug is tilted or held near the face. Built-in pressure may cause steam to escape and result in burns.
- 8.** Do not use metal cleaners (e.g., steel wool) on the product surface, as it may cause damage.

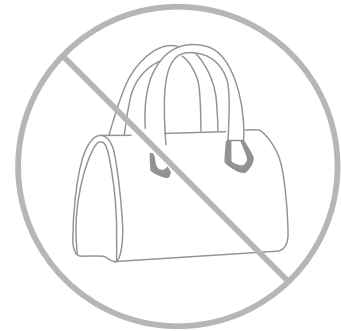
9. Do not use bleach, chlorine, abrasives, or other harsh chemicals to clean the product.
10. Wash all parts with warm soapy water before use. Always store with the lid removed and allow all parts to dry completely.
11. Do not disassemble or attempt to repair the mug.
12. Do not place near an open flame or direct heat source.
13. Not suitable for dry ice or carbonated beverages.
14. Do not use in a microwave, oven, freezer, or dishwasher.



Do not overfill the mug.



Do not lay the mug flat when it is filled with a beverage.



Not suitable for storing the mug inside a carrying bag during outdoor use.

Disposal

This product must not be disposed of as unsorted household waste. It is important to separate such waste for proper treatment and recycling, in compliance with local waste management regulations.



Warranty

Products that you buy directly from our **Porodo** website or shop come with a 24-month warranty.

When you buy **Porodo** products from any of our approved sellers, you only get a 12-month warranty. If you want to extend this warranty, go to our website at **porodo.net/warranty** and fill out the form with your information. Don't forget to upload a picture of the product too. After we've checked and accepted your request, we'll send you an email to confirm that your product's warranty has been extended.

For more info, please check:

porodo.net/warranty

Contact Us

If you have any questions about this Privacy Policy, please contact us at:

info@porodo.net

Website: **porodo.net**

Service Support: **support@porodo.net**

Instagram: **porodo**