

**LEVEL**



**Levelo**

**SWAPCELL PRO 15000mAh Power Bank**

SKU:LVL-SWAPCP-PB15K-TR

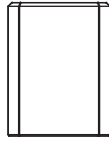
# Table of Contents

Package Contents	2
Indicator Guide	2
Schematic View	3
Important Safety Precautions	4
Specifications	5
Product Description	5
Cautions	5
Material Contents	
Disposal	
Warranty	
Contact Us	

## Package Contents



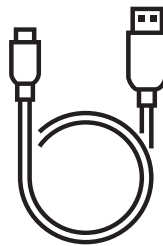
Battery Module



Single-Charge Module



Dual-Charge Module



Type-C Charging Cable

## Indicator Guide

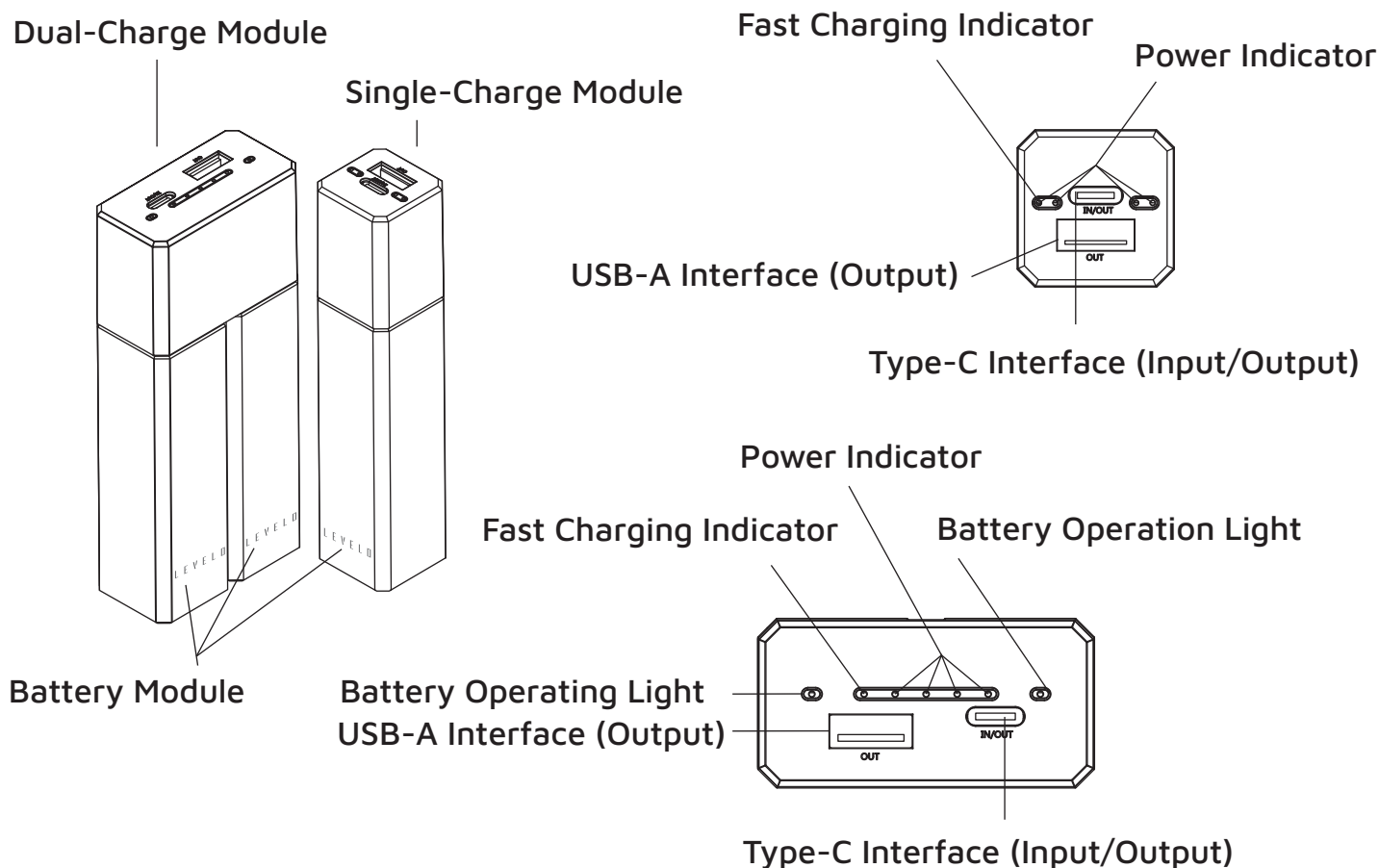
### 1. Single-charge Module Configuration:

The module is equipped with five indicators, including four blue indicators. Each blue light represents 25 % of the power, and the green light indicates fast charging.

### 2. Dual-charge Module Configuration:

The module has seven indicators, with four blue indicators in the middle, each representing 25 % of the power. A green light shows fast charging. Additionally, one blue indicator on each side represents the corresponding instructions for accessing the battery module.

## Schematic View



## Important Safety Precautions

Improper use of this product may result in battery failure, excessive heat, or even fire and explosion. To prevent harm to yourself and damage to property, please follow the instructions carefully:

1. Always use a charger that meets local safety standards (e.g., China CCC standards) when charging this product to prevent accidents.
2. Do not place the product in areas that may obstruct its heat dissipation, such as on clothing, pillows, bedding, or other miscellaneous items. Avoid charging the product or charging other devices in these conditions.
3. Do not disassemble, impact, squeeze, puncture, or short-circuit the product.

4. Never immerse the product in water or expose it to fire (including stoves, heating sources, etc.).
5. Avoid placing the product in environments where the temperature exceeds 60°C (140°F).
6. If the product is dropped severely, exposed to strong shaking, liquid, or shows signs of bulging, deformation, leakage, or a significant loss of capacity, stop using it immediately and dispose of it properly.
7. Dispose of the battery and all accessories according to local regulations. Do not dispose of them in household trash. Improper handling may cause a battery explosion.
8. This product contains a non-removable built-in battery. Do not attempt to disassemble or replace the battery yourself, as this could cause damage or other risks.
9. To prevent accidents, always keep the product out of reach of children.

## Specifications

Capacity	5000mAh x 3
Battery Type	Lithium-ion
USB-A Output	4.5V/5A, 5V/4.5A, 9V/2A, 12V/1.5A (22.5W MAX)
Type-C Output	5V/3A, 9V/2.22A, 12V/1.67A (20W MAX)
Type-C Input	5V/3A, 9V/2A, 12.1V/1.5A (18W MAX)
Charging Interface	USB-A/USB TYPE-C
Operating Temperature	5°C to 35°C

## Product Description

This product operates without the need for a switch button. The control module and battery module automatically detect charging and discharging once connected.


- 1.** The power status will be displayed automatically after the control module and battery module are disconnected for 3 to 5 seconds and then reconnected or plugged into the data cable.
- 2.** This product is equipped with several protection mechanisms designed to handle abnormal conditions such as overcharging, over discharging, and short circuits. These features ensure reliable protection for rechargeable batteries and digital devices.
- 3.** The built-in intelligent charge controller is compatible with most mainstream mobile phones and digital devices.
- 4.** The product utilizes a high-quality lithium-ion battery and a reliable charge and discharge chip to ensure durability and efficient performance.

## Cautions

- 1.** For the first use, please fully charge the product before operating.
- 2.** When charging this product or using it to charge other devices, ensure that you use a charger and charging cable that meet the appropriate specifications.
- 3.** Make sure the product is supervised while charging the product or charging other devices with it. Unplug the charger and cable after charging or if leaving the product unattended for an extended period.
- 4.** Always unplug the charger and charging cable once charging is complete, or if you plan to leave the product unused for a long time.

- 5. If the product is not connected to the power indicator and appears to be in a protection state, use the charger to attempt to recover the product.
- 6. Check the metal contact point of the battery module for any foreign matter, and clean it if necessary.
- 7. If the product will not be used for an extended period, store it with the power at approximately %50 and keep it in a cool, dry environment.
- 8. Avoid storing the product for long periods in a fully charged or uncharged state, as this can affect battery life.

## Material Contents

Part Name	Harmful Substances					
	Pb	Hg	Cd	Cr(VI)	PBB	PBDE
Circuit Board	○	○	○	○	○	○
Small structural Parts	○	○	○	○	○	○
<p>This form is completed in accordance with SJ/T 11364.</p> <p>O: Indicates that the content of hazardous substances in all homogeneous materials of the part is below the limit required by GB/T 26572.</p> <p>X: Indicates that the hazardous substance in at least one homogeneous material of the part exceeds the limit requirements specified in GB/T 26572. The parts marked with "X" are harmful due to limitations in global technological development. Substitution of substances is required.</p>						
<p>The Circuit Board Components includes printed circuit boards and their components, electronic components, etc. Depending on the product model, the earphones you purchased may not contain all of these components.</p>						
	<p>Electronic and electrical products sold in the People's Republic of China must mark this logo. The number in the logo represents the product's environmental protection use period.</p>					

## **Disposal**

This product must not be disposed of as unsorted household waste. It is important to separate such waste for proper treatment and recycling, in compliance with local waste management regulations.

## **Warranty**

Products procured directly from the **Levelo** website or physical store comes with a 24-month warranty. **Levelo** products purchased from any of our authorized dealers are guaranteed with a one-year warranty. If you wish to extend this warranty, you'll need to go to our website at <https://www.levelobrand.com/warranty> and fill out the necessary form, making sure to include your personal information and a photo of the product. After your request has been evaluated and accepted, we'll send you an email notification to affirm the extension of your product's warranty.

For more info, please check:

<https://www.levelobrand.com/warranty>

## **Contact Us**

If you have any questions about this Privacy Policy, please contact us at: [Info@levelobrand.com](mailto:Info@levelobrand.com)

Website: <https://www.levelobrand.com/>

Email: [Info@levelobrand.com](mailto:Info@levelobrand.com)

Instagram: [levelobrand](#)

Facebook: [levelobrand](#)