

LèPRESSO



# LePresso

## Smart Heating Mug

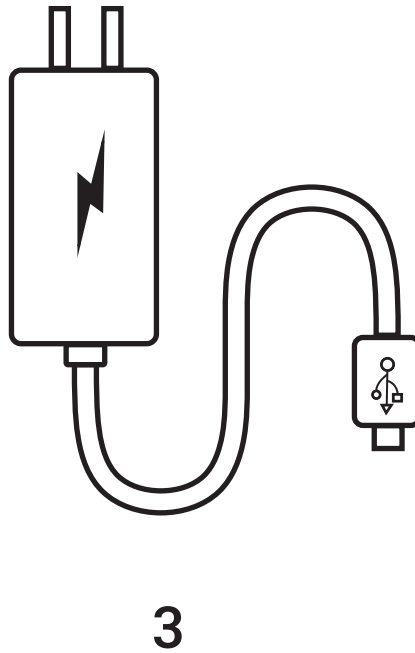
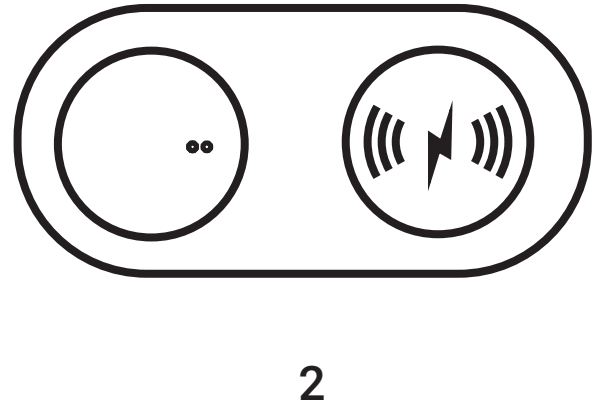
SKU: LPCFFM0034

# Table of Contents

<b>Package Contents</b>	<b>2</b>
<b>Before First Use</b>	<b>2</b>
<b>Function Introduction</b>	<b>3</b>
<b>Product Overview</b>	<b>3</b>
<b>Control Guide</b>	<b>4</b>
<b>Overheat Protection</b>	<b>4</b>
<b>Download App</b>	<b>5</b>
<b>App Connection</b>	<b>6</b>
<b>App Control</b>	<b>7</b>
<b>Warning</b>	<b>7</b>
<b>Specifications</b>	<b>8</b>
<b>Disposal</b>	<b>8</b>
<b>Warranty</b>	<b>9</b>
<b>Contact Us</b>	<b>9</b>

# Package Contents

**1. Mug**   **2. Base**   **3. Type-C Cable**



## Before First Use

Clean the product. Connect the power supply, place the mug on the charging base, and the mug will activate.

# Function Introduction

1. Choose a temperature range between 95°F to 149°F (35°C to 65°C) to maintain a constant temperature.
  2. The mug can be placed on the base for charging while maintaining the desired temperature.
  3. The built-in battery can maintain a constant temperature on the go.
- Warning:** Only use the attached power plug to power the base. Do not use other power supplies.

## Product Overview



# Control Guide

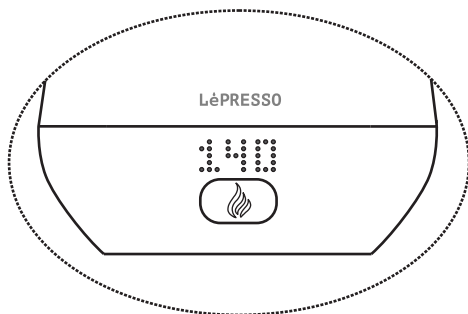
Pressing the Control button will switch between setting temperature, current temperature, and battery level.



## 1. Temperature Setting

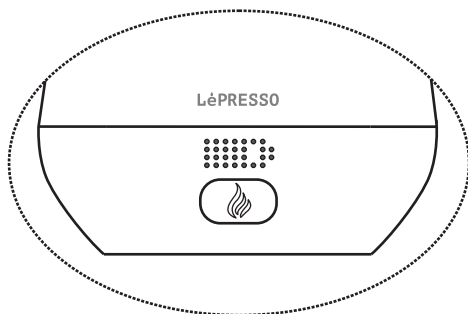
Touch the arrow to set the temperature.

Long press the arrow to quickly adjust the temperature. Heating will begin once the display flashes, showing the current temperature.



## 2. Display Current Temperature

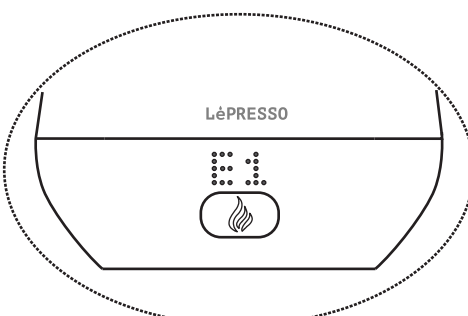
The arrows will not display, and the temperature will adjust towards the set temperature.



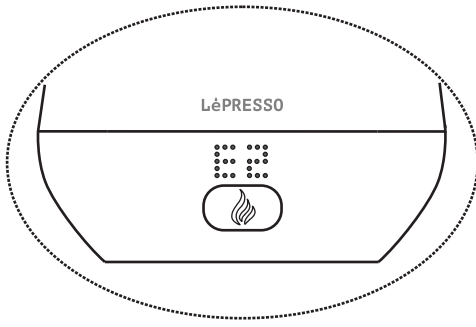
## 3. Displaying Battery Life

The battery life will be shown on the display.

# Overheat Protection



## 1. An empty cup will not heat, displaying "E1".



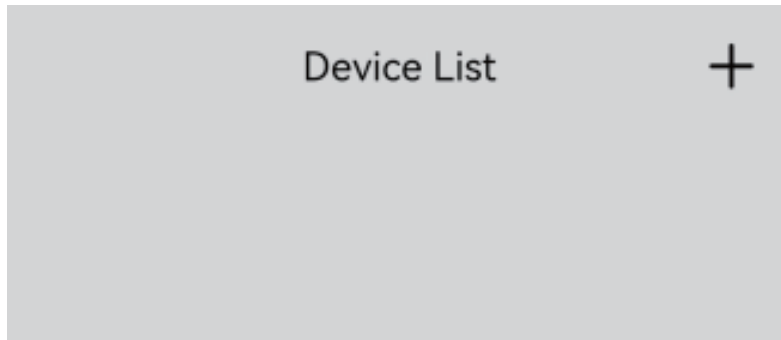
**2.** If there is no operation on the charging coaster for more than 24 hours, it will stop working and display "E2".

## Download App

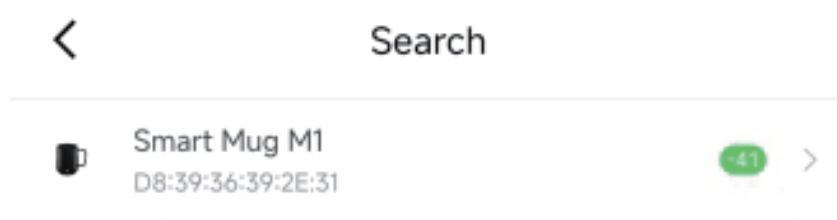
- 1.** For Android devices, scan the QR code below to download the app.
- 2.** For iOS devices, search for "Joozan" in the App Store to download.
- 3.** Once connected to the app, you can set and view the temperature directly within the app.



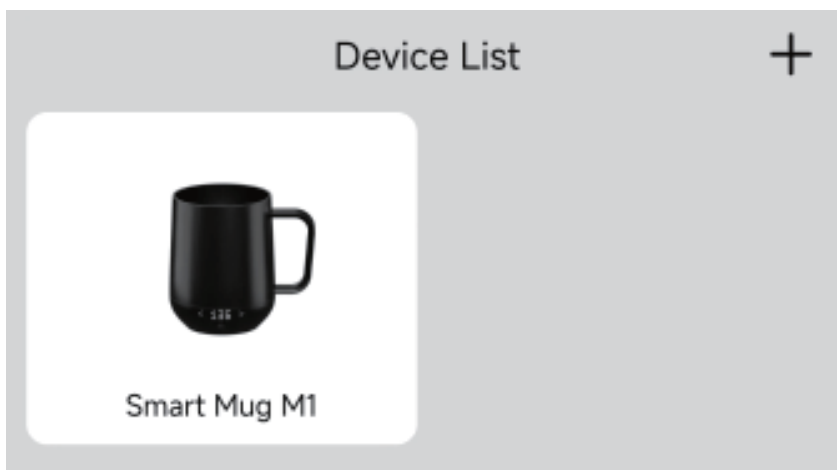
# App Connection



**Search and add the Product.**



**Connect to the product.**



**Tap to navigate to the control section.**

# App Control



Settings

Electricity

Temperature

Fahrenheit and Celsius Switch

Slide left or right to set the temperature.

## Warning

- 1.** Built-in electronic equipment; do not expose to the sun for extended periods to prevent overheating.
- 2.** Do not insert or unplug the plug with wet hands to avoid electric shock.
- 3.** Do not disassemble the product.
- 4.** Keep away from fire sources, carry the product out, and ensure the cover is tightly secured.
- 5.** Do not use a microwave to heat the product.
- 6.** Avoid placing the product in the refrigerator to prevent short circuits caused by water vapor.
- 7.** Do not use dishwashers, dish dryers, or other machines to clean the product.



# Specifications

Capacity	355ml
Material	Stainless Steel + Ceramic Glaze
Input Voltage	12V/5A
Battery Capacity	4000mAh
Charging Interface	DC Port
Product Weight	482g
Temperature Range	35°C to 65°C
Product Size	115 x 90 x 83mm

# Disposal

This product must not be disposed of as unsorted household waste. It is important to separate such waste for proper treatment and recycling, in compliance with local waste management regulations.



## Warranty

Products that you buy directly from our **LePresso** website or shop come with a 24-month warranty.

The 24-month warranty applies to products purchased directly from our **LePresso** website or store. If **LePresso** products are bought from any of our verified retailers, then the product is eligible for only a 12-month warranty. To extend your product's warranty, visit our website **<https://www.lepresso.com/warranty>** and fill in your details in the provided form along with an uploaded picture of the product to process your request. Once approved, you will receive a confirmation email of the extended product warranty. Upload the required information within 48 hours of purchase to be eligible for a 24-month warranty period.

For more info, please check:

**<https://www.lepresso.com/warranty>**

## Contact Us

If you have any questions or concerns about our Shipping and Returns Policy, please contact us at: **[info@lepresso.com](mailto:info@lepresso.com)**

Website: **<https://www.lepresso.com/>**

Instagram: **[lepresso\\_official](#)**