



Green Lion

Mini Camping Light

SKU: GNMICAMLGTGY

Model No: GCL-50

Table of Contents

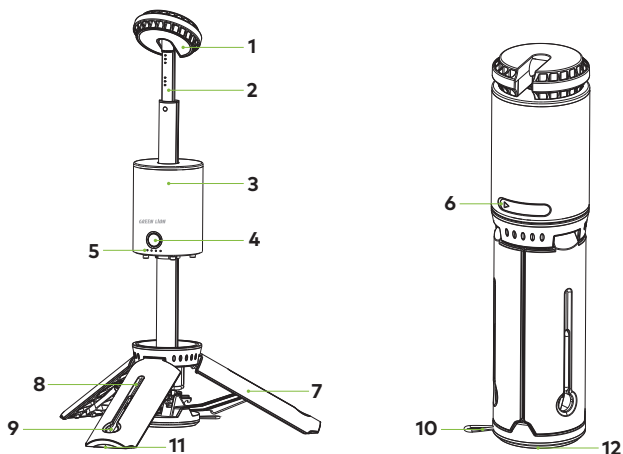
Safety Precautions	2
Schematic View	2
Specifications	3
Package Contents	4
Instructions for Use	5
Troubleshooting	7
Disposal	8
Warranty	8
Contact Us	8

Safety Precautions

1. Before using this product, ensure you have read and understood all safety and operating instructions in this manual.
2. Adhere strictly to all safety precautions stated in this manual and observe standard safety practices when working with electrical devices to minimize risks such as fire, electric shock, and personal injuries.
3. Maintain a safe distance between the product and any heat sources to prevent damage.
4. Avoid electrical shock by not submerging the product in water or other liquids, and do not store it in places where it might fall into a tub or sink.
5. Do not crush or incinerate the product as it poses a safety hazard.
6. Ensure that no foreign objects are inserted into the product.
7. Always operate the product away from combustible materials to reduce fire risks.
8. Exercise close supervision when using the product near children for enhanced safety.
9. Refrain from attempting to repair, disassemble, or modify the product yourself.
10. When not in use, fold the light blades to shut off the unit ensuring all lights are OFF.
11. Ensure the blades are collapsed and facing inward. Avoid covering the lamp or placing it near anything flammable during storage.

Schematic View

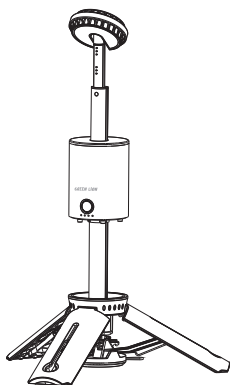
- | | |
|----------------------------|------------------------------|
| 1. Adjustable Lamp Head | 7. Tripod Stand |
| 2. Telescopic Pole | 8. Reflective Strips |
| 3. Lamp Body | 9. Ground Stake Slots |
| 4. Power Button | 10. Lanyard |
| 5. LED Indicator | 11. Built-in Magnet Base |
| 6. USB-C Input/Output Port | 12. Height Adjustment Button |



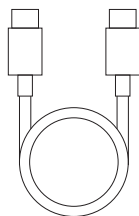
Specifications

Model No.	GCL-50
Material	Aluminum+Plastic
Battery	10000mAh
Power	4.5W
Brightness	500 lm
Bulb	14 LED Beads
Light Modes	Cool-Warm-SOS
Color Temperature	3000-6500K
Type-C Output	5V 3A
Charging Port	Type-C
Charging Time	3.5 Hrs
Working Time	8-96 Hrs
Adjustable Height	26.5-94 cm
Waterproof	IP65
Product Weight	698 g
Product Dimensions	65*65*266.5 mm

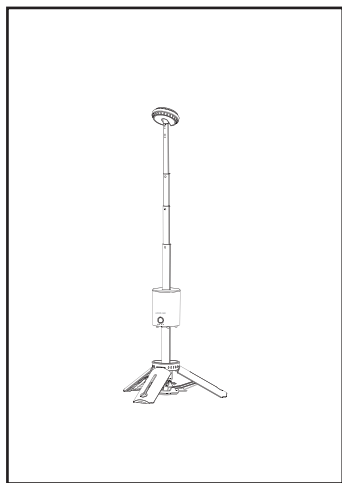
Package Contents



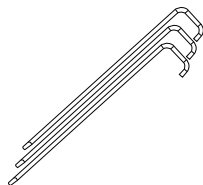
Mini Camping Light



USB-C Charging Cable



User Manual

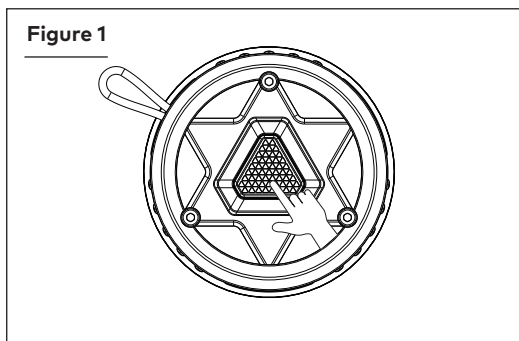


Stakes *3

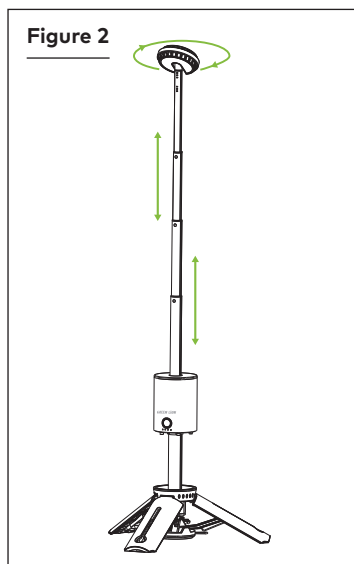
Instructions for Use

1. Setting up the tripod:

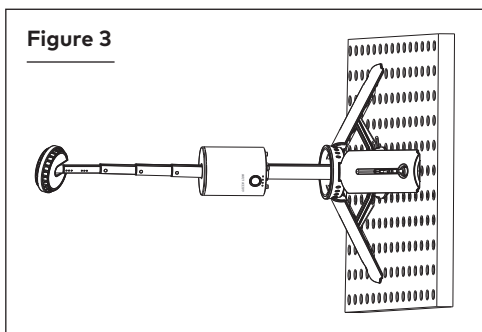
1.1 Press the button located at the bottom of the device to extend the tripod legs (Figure 1).



1.2 Extend the telescopic pole to the desired height and adjust the lamp head to the preferred angle (see Figure 2).



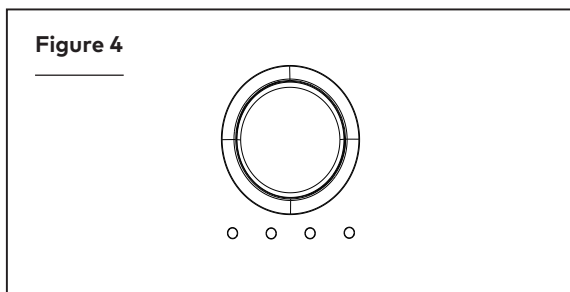
1.3 If necessary, secure the camping light using the built-in lanyard, magnetic tripod, or the provided nails for stability (see Figure 3).



2. Operating Instructions:

2.1 Single press: Adjust brightness levels (High, Medium, Low).

2.2 Double press: Switch between color temperatures and SOS mode (Cool White, Warm White, SOS mode) (see Figure 4).



3. Charging the Camping Light:

3.1 The product includes a 1.0m (3.28ft) USB-C to USB-C charging cable.

3.2 It is recommended to use an adapter with 15W (5V/3A) adapter is highly recommended for optimal charging.

3.3 While charging, the battery indicator lights will blink. Once fully charged, all indicator lights will remain solid.

Note:

- a. Fully charge the device before first use.
- b. If the camping light is not used for an extended period, charge it every 1–2 months to maintain battery health.

Troubleshooting

Question 1. Why is the light flashing?

Solution: You may have accidentally double-pressed the switch, activating SOS mode. To resolve this, press the switch twice to cycle through Cool White, Warm White, or SOS mode.

Question 2. Why won't the light stick to my car door or hood?

Solution: Some high-end vehicles have doors or hoods made of aluminum, which magnets cannot adhere to. The magnetic base is designed to stick to iron, steel, or most stainless steel surfaces.

Question 3. Is the light waterproof?

Solution: Yes, the lamp head is rated IPX6 waterproof, and the lamp body is rated IPX5 waterproof.

Question 4. What is the battery capacity and runtime?

Solution: The battery has a 10,000mAh capacity. Runtime varies based on the brightness mode: High: 6 hours, Medium: 15 hours, Low: 45 hours.

Question 5. How long does it take to fully charge the light, and is there a charging indicator?

Solution: The light takes 3.5 hours to fully charge using a 15W adapter. We recommend using an adapter below 20W. While charging: The battery indicator lights will blink. Fully charged: All indicator lights will remain solid.

Disposal

This product must not be disposed of as unsorted household waste. It is important to separate such waste for proper treatment and recycling, in compliance with local waste management regulations.

Warranty

Products that you buy directly from our **Green Lion** website or shop come with a 24-month warranty.

When you buy **Green Lion** products from any of our approved sellers, you only get a 12-month warranty. If you want to extend this warranty, go to our website at <https://www.greenlion.net/warranty> and fill out the form with your information. Don't forget to upload a picture of the product too. After we've checked and accepted your request, we'll send you an email to confirm that your product's warranty has been extended.

For more info, please check:
<https://www.greenlion.net/warranty>

Contact Us

If you have any questions about this Privacy Policy, please contact us at:

Website: <https://www.greenlion.net/>

Sales: sales@greenlion.net

Service Support: Support@greenlion.net

Telegram: [@greenlion_global](https://t.me/greenlion_global)

Instagram: [@greenlion_global](https://www.instagram.com/greenlion_global)