



Porodo Gaming
Crystal Shell Laptop
Cooling Pad

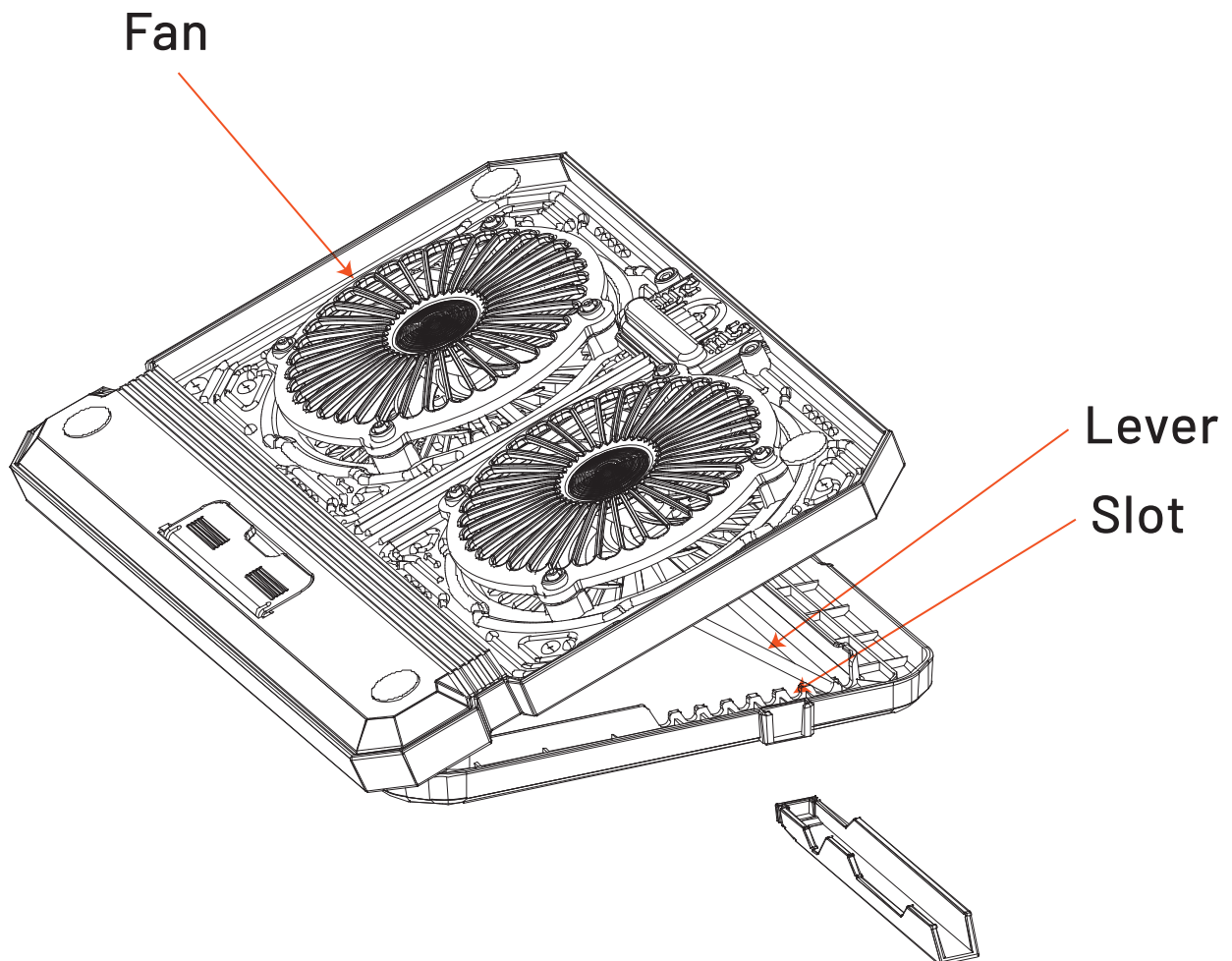
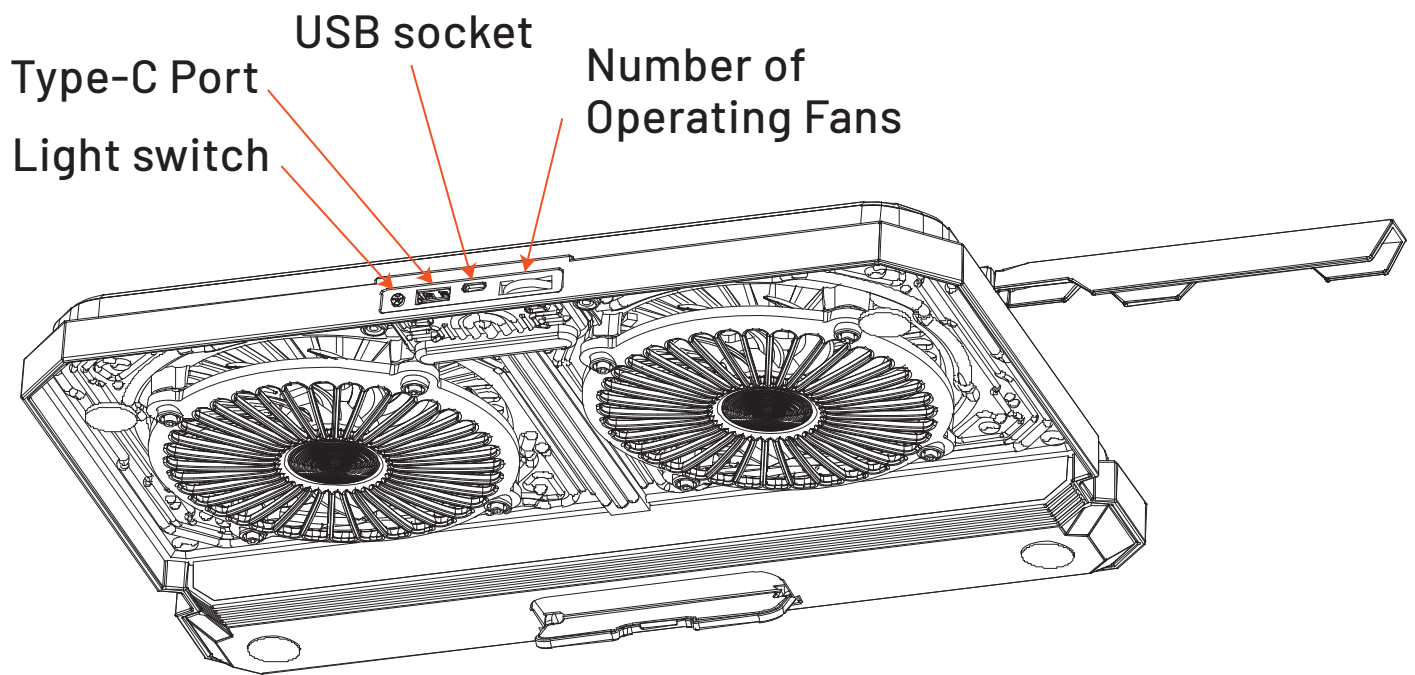
SKU: PDX121



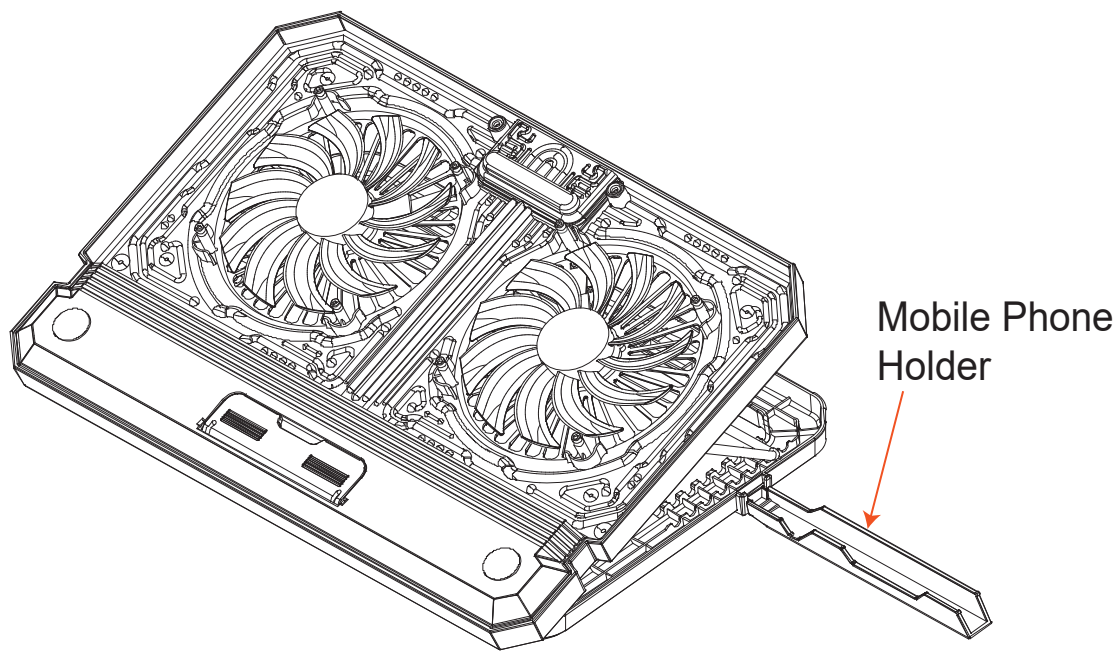
Table of Contents

Schematic View	2
Instructions for Use	3
Specifications	4
Disposal	5
Warranty	5
Contact Us	5

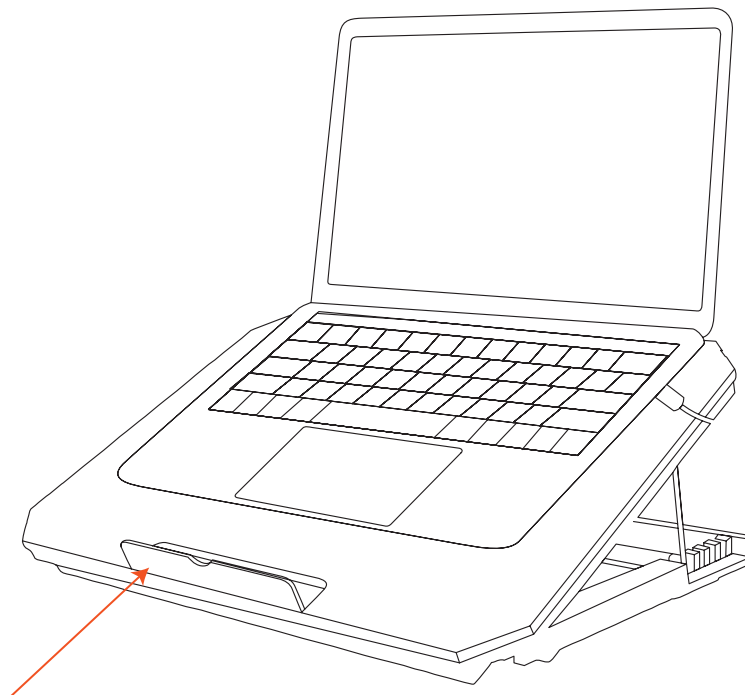
Schematic View



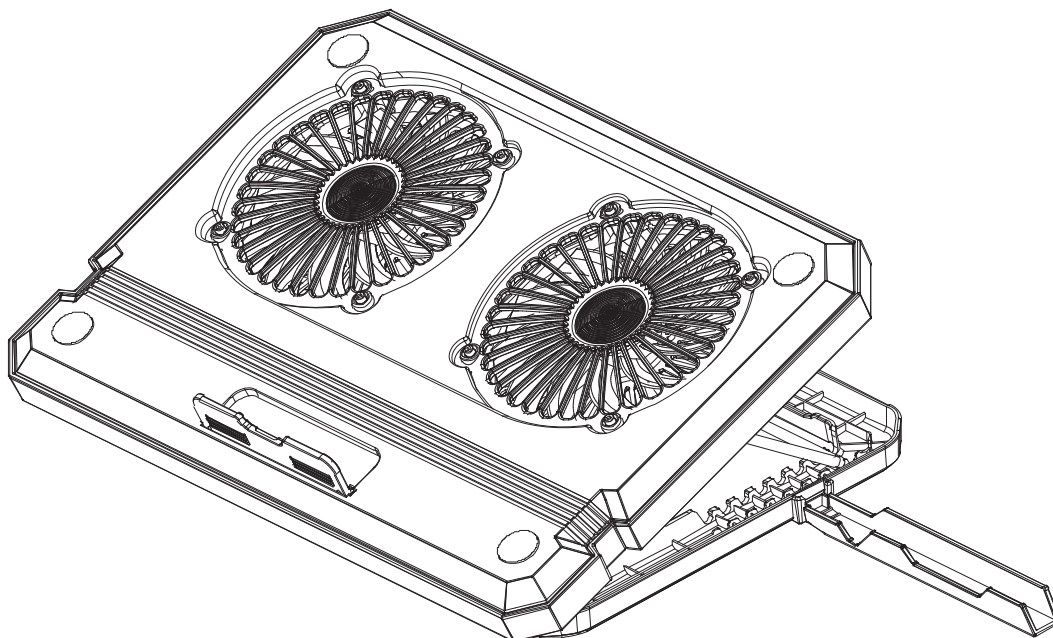
Instructions for Use



1. Open the base and adjust the lever to the most comfortable position. There are six different height settings to meet the user's requirement for better viewing angles.



2. Open the anti-slip base at the front. Then, place your laptop or tablet on the cooling pad.



3. Turn on your laptop or tablet PC. Connect the USB cable from the device to the USB port located on the back of the cooling pad.

4. Use the fan speed scroll switch to power on the cooling pad and adjust the fan speed.

Note: Turn the switch to the left to decrease the speed and to the right to increase it.

Specifications

Material	ABS + Metal + PC
Input Voltage	DC 5V
Ports	USB-A, USB-C
Compatibility	10 to 17" Devices
Fan Size	25×140×140mm
Number of Fans	2
Fan Speed	900 to 1200rpm ± 10%
Net Weight	930g
Dimensions	42×262×382mm
Included	USB-A to USB-C Cable

Disposal

This product must not be disposed of as unsorted household waste. It is important to separate such waste for proper treatment and recycling, in compliance with local waste management regulations.

Warranty

Products that you buy directly from our **Porodo** website or shop come with a 24-month warranty.

When you buy **Porodo** products from any of our approved sellers, you only get a 12-month warranty. If you want to extend this warranty, go to our website at **porodo.net/warranty** and fill out the form with your information. Don't forget to upload a picture of the product too. After we've checked and accepted your request, we'll send you an email to confirm that your product's warranty has been extended.

For more info, please check:
porodo.net/warranty

Contact Us

If you have any questions about this Privacy Policy, please contact us at:

info@porodo.net

Website: **porodo.net**

Service Support: **support@porodo.net**

Instagram: **porodo**