

PORODO



Porodo
10000mAh MagSafe
Power Bank

SKU: PD-PBFCH067

Table of Contents

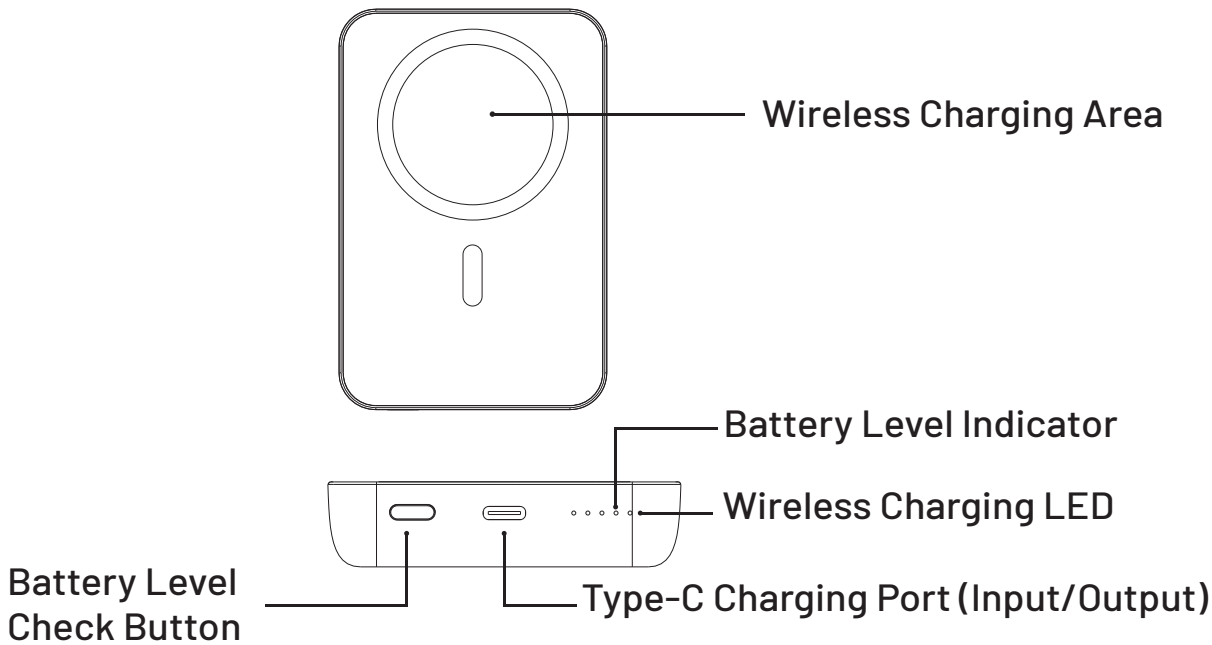
Overview	2
Schematic View	2
Features	3
Charging Guide	3
Discharging	4
Wireless Charging	4
Warnings	5
Precautions	5
Specifications	6
Disposal	7
Warranty	7
Contact Us	7

Before using the product, please carefully read this User Manual to guarantee correct usage and keep it secure for future reference.

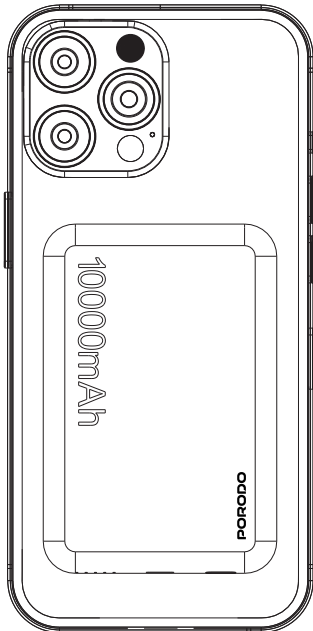
Overview

Thank you for choosing this product. It features high-quality lithium-ion polymer batteries and a charge-discharge IC, ensuring excellent safety, efficiency, and compatibility. Both wired and wireless charging are supported.

Schematic View



To charge the phones that supports MagSafe wireless charging, place your device on the charging area. Your device will attach to the wireless charging pad. The power bank will automatically detect and begin charging.



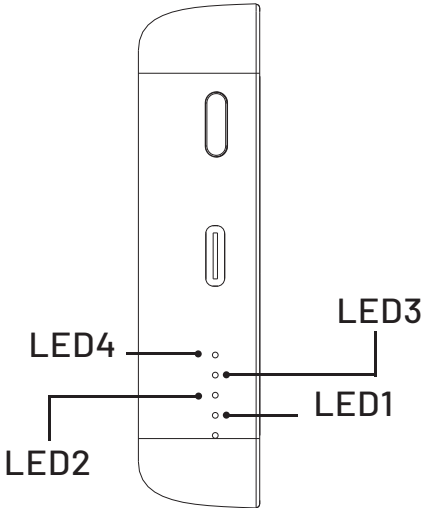
Features

- 1. **Safety:** This product features multiple protection mechanisms to ensure reliable safety for digital devices and the power bank. It safeguards against overcharge, over-discharge, high temperatures, short circuits, and other abnormal conditions.
- 2. **Compatibility:** The product is equipped with an intelligent charging controller, ensuring compatibility with mainstream mobile phones and digital devices.
- 3. **Quality:** Built with high-quality lithium-ion polymer batteries and an advanced charge-discharge IC for enhanced performance and durability.

Charging Guide

The power bank can be charged using an adapter and charging cable via the Type-C port. During charging, the battery level is indicated by the LEDs as follows:

Battery Level	LED1	LED2	LED3	LED4
0 to 25 %	Flashing	Off	Off	Off
25 to 50 %	On	Flashing	Off	Off
50 to 75 %	On	On	Flashing	Off
75 to 99 %	On	On	On	Flashing
Fully Charged	On	On	On	On
Charging Error	Flashing	Flashing	Flashing	Flashing



Discharging

This product supports both wired and wireless discharging simultaneously. During the discharging process, the battery level is indicated by the LEDs as follows:

Battery Level	LED1	LED2	LED3	LED4
Under-voltage	Off	Off	Off	Off
0 to 25 %	On	Off	Off	Off
25 to 50 %	On	On	Off	Off
50 to 75 %	On	On	On	Off
75 to 100 %	On	On	On	On

Wireless Charging

When a phone is placed on the wireless charging pad, the charging function is automatically activated. There is no need to press the battery level check button. Alternatively, you can press the battery level check button or connect the power bank to a charger to enable wireless charging. The wireless charging LED will light up, indicating that the device is in standby mode. The wireless charging LED status and their descriptions are as follows:

Wireless Charging Status	LED Status
Standby	On
Working	Solid On
Error	Blinking
Off	Off

Wireless charging will automatically turn off after approximately 3 seconds if no phone is placed on the charging pad. If a phone is removed from the charging pad, wireless charging will turn off after approximately 5 seconds.

Indicator Guide

Sleep Mode: Once the power bank enters sleep mode, it will automatically detect if a wireless charging-compatible device is placed on the charging pad. If detected, the power bank will automatically enable the wireless charging function to charge the device. The wireless charging and battery level LEDs will be off.

Warnings

Improper use may result in battery failure, overheating, fire, or explosion. To prevent personal injury or property damage, follow these guidelines:

1. Keep away from children, infants, and pets.
2. Use a charger that complies with local safety standards to avoid electric shock or battery damage.
3. Do not use the product (for charging or discharging) in areas with poor ventilation, such as inside clothing, under pillows, bedding, or other confined spaces.
4. Do not disassemble, squeeze, puncture, or short-circuit this product. Avoid placing it in water, fire, or near heat sources such as stoves or heaters. Do not expose it to environments exceeding 140°F (60°C).
5. If the product becomes deformed, leaks, or overheats, stop using it immediately and dispose of it properly.
6. Dispose of the power bank, battery, and accessories according to local regulations. Do not discard them as household waste. Improper battery disposal may cause explosions.
7. This product contains an integrated battery that cannot be removed. Do not disassemble it without authorization. For your safety, do not attempt to replace the battery yourself.

Precautions

1. Before first use, fully charge the product.
2. Use an adapter and charging cable that meet the required specifications to charge the power bank and enable wired charging.
3. Ensure the wireless charging pad is clean and free of foreign objects when using wireless charging. If your mobile phone has a protective case, ensure it is

non-metallic and no thicker than 3 mm.

- 4.** Always supervise the charging process. Unplug the power supply if you will be absent for an extended period.
- 5.** Unplug the charging cable after the product is fully charged or after charging a mobile phone. To prevent energy loss from prolonged connection, remove your device from the power bank once wireless charging is complete.
- 6.** If the product does not display the battery level after pressing the button, it may be in protection mode. Charge the power bank to restore functionality.
- 7.** Maintain the power bank at approximately 50 %charge when storing it for an extended period. Store it in a cool, dry environment. To extend battery life, do not store the power bank in a fully charged or fully depleted state for prolonged periods.
- 8.** Keep the power bank away from magnetic cards with magnetic strips or chips (e.g., ID cards, bank cards) to prevent demagnetization.
- 9.** For safety reasons, keep this product at least 20 cm away from implanted medical devices such as pacemakers and cochlear implants.

Specifications

Battery Capacity	10000mAh
Type-C Input	5V/3A, 9V/2A, 18W
Type-C Output	5V/3A, 9V/2.22A, 12V/1.67A, 20W
Wireless Output	5W / 7.5W / 10W / 15W
Wireless + Type-C Output	5W + 10W
Working Temperature	10 to 45°C
Dimensions	70×70×105mm
Sensing Distance	≤3 to 6mm

Disposal

This product must not be disposed of as unsorted household waste. It is important to separate such waste for proper treatment and recycling, in compliance with local waste management regulations.

Warranty

Products that you buy directly from our **Porodo** website or shop come with a 24-month warranty.

When you buy **Porodo** products from any of our approved sellers, you only get a 12-month warranty. If you want to extend this warranty, go to our website at **porodo.net/warranty** and fill out the form with your information. Don't forget to upload a picture of the product too. After we've checked and accepted your request, we'll send you an email to confirm that your product's warranty has been extended.

For more info, please check:

porodo.net/warranty

Contact Us

If you have any questions about this Privacy Policy, please contact us at:

info@porodo.net

Website: **porodo.net**

Service Support: **support@porodo.net**

Instagram: **porodo**