

PORODO
LIFESTYLE



Porodo Lifestyle

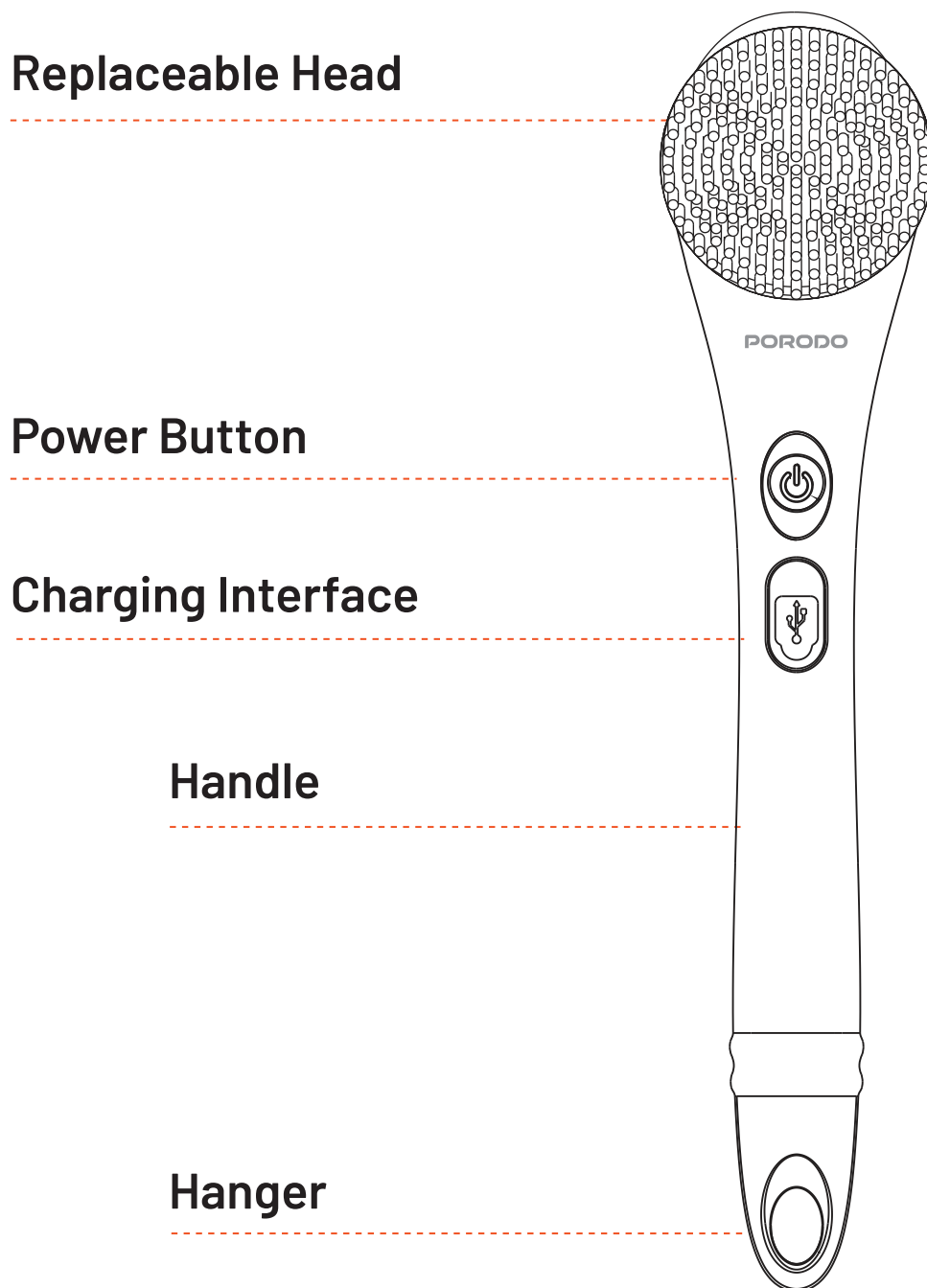
Electric Body Brush

SKU: PD-LFST104

Table of Contents

Schematic View	2
Speed Adjustment	2
Choosing a Brush Heads	3
Instructions for Use	4
A. Cleaning and Massage	4
B. Charging	5
C. Replacing the Head	5
Cleaning and Replacement	6
Cautions	6
Package Contents	7
Specifications	7
Disposal	8
Warranty	8
Contact Us	8

Schematic View



Speed Adjustment

1. Press the ON/OFF button to turn the device on at low speed.
2. Press again for fast speed.
3. Press a third time to turn the device off.

Choosing a Brush Heads



Silicone Bath Brush

Gently care for your youthful skin, maintaining its white radiance without any harm.



Soft Bristle Brush

Deeply cleans your skin pores and easily removes makeup residues.



Pumice Stone Brush

Take care of your feet and remove dead skin from your body.

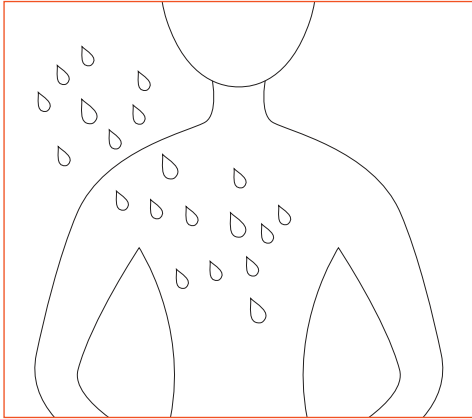


Bath Ball

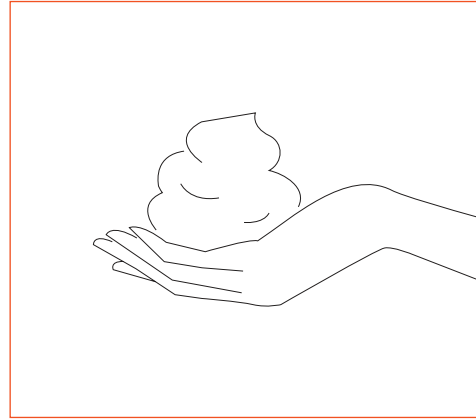
Ideal for daily makeup application.

Instructions for Use

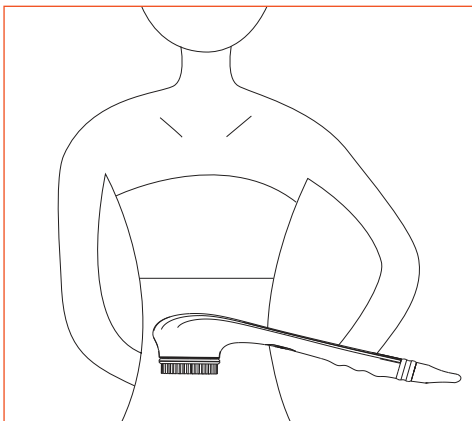
A. Cleaning and Massage



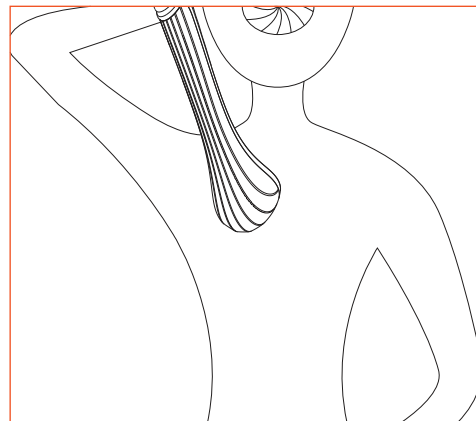
Step 1: Begin by wetting our entire body with warm water.



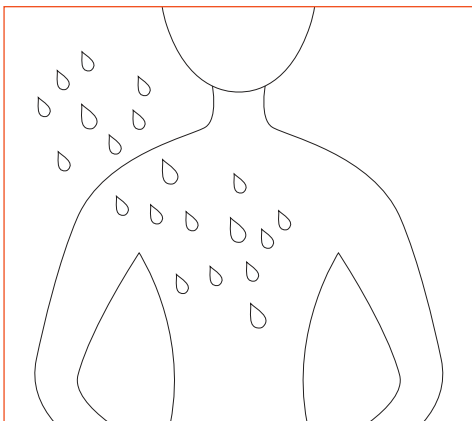
Step 2: Apply bath lotion to the silicone bath brush.



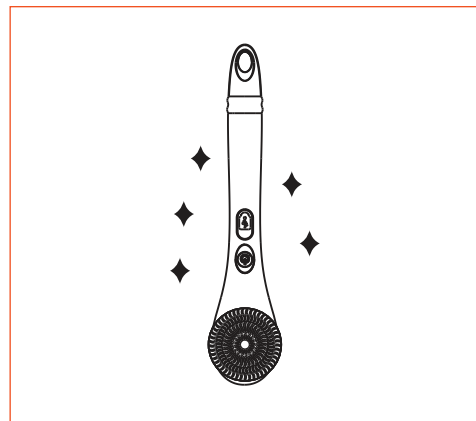
Step 3: Use the brush to clean your body, ensuring that all dirt is removed.



Step 4: Rub the brush over your skin three times for effective cleaning.

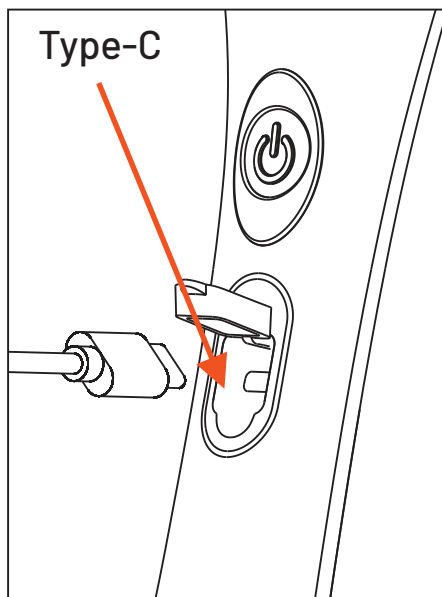


Step 5: Rinse off all the bubbles from your body.



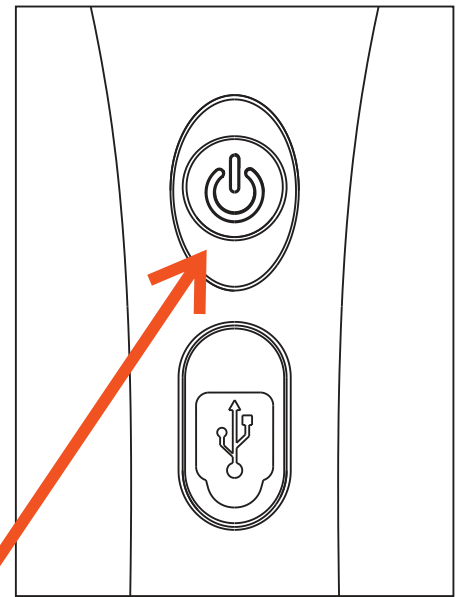
Step 6: Clean the bath brush and store

B. Charging



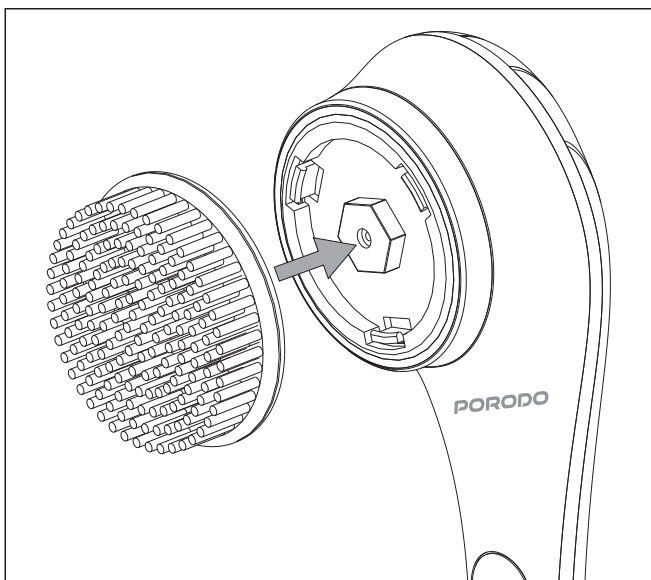
Step 1: Open the Type-C charging dust cover.

Step 2: Insert the Type-C charging cable into the charging port.

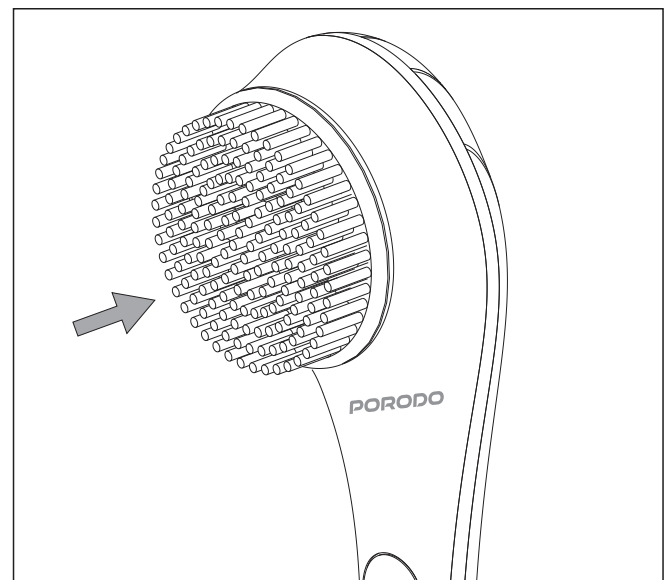


The indicator light inside the switch button will flash while charging and remain steady once fully charged.

C. Replacing the Head



Step 1: Attach the replacement brush head according to the arrow direction.



Step 2: Press firmly to complete the assembly.

Cleaning and Replacement

1. Remove the replacement brush heads from the device and rinse them under water for 5 to 10 seconds.
2. Use a clean cloth to gently wrap the brush head and remove any excess water.
3. Install the appropriate brush head, align the connection, and press it in place slightly.

Cautions

1. Carefully read the instructions and cautions before using the device.
 2. Do not use the device if it shows any signs of damage. Contact the distributor or manufacturer for assistance.
 3. Avoid using chemical agents to clean the product. Keep it out of reach of children.
 4. Do not press too hard while using the device, as this may cause skin irritation or discomfort.
 5. Stop using the product if you experience any skin conditions and consult a physician if you have an allergic reaction.
 6. For hygiene reasons, do not share the device with others.
 7. Be cautious when using the device around the eyes to avoid direct contact with them.
 8. Never expose the device to direct sunlight, high temperatures, or boiling water, as this may damage it.
 9. Do not soak the device in water or use it in water, as this may cause damage.
 10. Always turn off the device after use and store it in a clean, dry place.
 11. When cleaning spare parts, make sure to separate them from the body of the device first.
- Notice:** The device is not fully washable. Do not immerse in water.

Package Contents

Electric Body Brush
Exfoliating Brush
Soft Cleaning Bristle
Soft Bubble Loofah
Soft Silicone Brush
USB Cable

Specifications

Material	Silicone, ABS
Battery Capacity	1200mAh
Working Voltage	3.7V
Working Time	>120mins
Rated Power	4.5W
Input Voltage	DC 5V
Charging Time	3H
Charging Interface	Type-C
Speed Levels	2 Levels
Product Size	7 x 7.1 x 36cm
Product Weight	276.5g
Waterproof Rating	IPX6
Age Group	Adult

Disposal

This product must not be disposed of as unsorted household waste. It is important to separate such waste for proper treatment and recycling, in compliance with local waste management regulations.

Warranty

Products that you buy directly from our **Porodo** website or shop come with a 24-month warranty.

When you buy **Porodo** products from any of our approved sellers, you only get a 12-month warranty. If you want to extend this warranty, go to our website at **porodo.net/warranty** and fill out the form with your information. Don't forget to upload a picture of the product too. After we've checked and accepted your request, we'll send you an email to confirm that your product's warranty has been extended.

For more info, please check:
porodo.net/warranty

Contact Us

If you have any questions about this Privacy Policy, please contact us at:

info@porodo.net

Website: **porodo.net**

Service Support: **support@porodo.net**

Instagram: **[porodo](https://www.instagram.com/porodo)**