



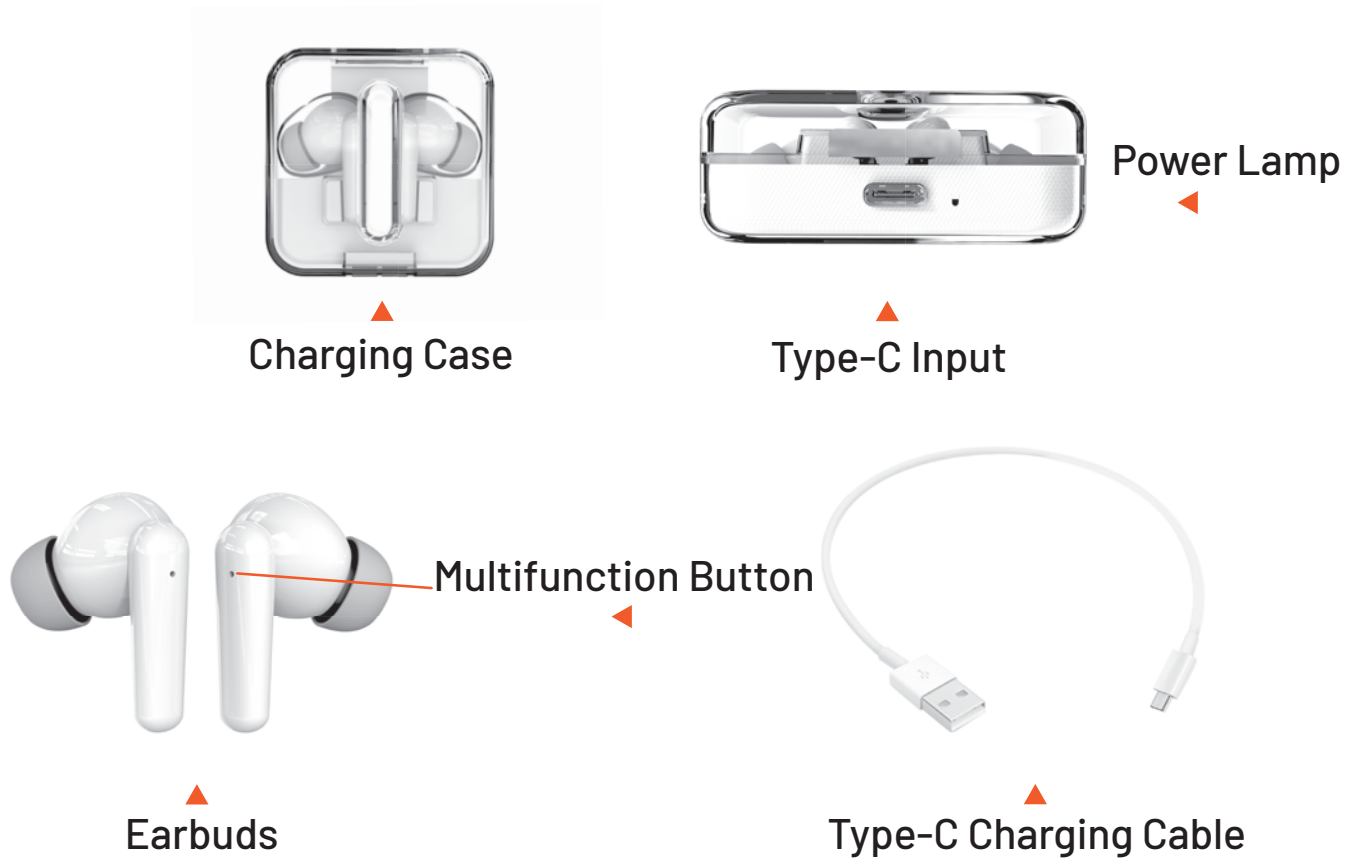
**Porodo Soundtec**  
**VIBE Wireless Earbuds with**  
**Omnidirectional Microphone**

SKU:PDSTS168

# Table of Contents

Overview	2
Specifications	2
MFB Function	3
Pairing Guide	3
Manage Calls	3
Music Playback	4
Indicator Guide	5
Matters Needing Attention	5
Disposal	6
Warranty	6
Contact Us	6

## Overview



## Specifications

Model	PDSTS168
Chipset	JL6983D
Rated Input	5V/1A
Battery Case Capacity	180mAh
Earbuds Capacity	50mAh
Charging Interface	Type-C
Bluetooth Version	5.3
Playtime	Up to 9H
Recharge Time	1.5H
Maximum RF Power	6db
Wireless Transmission Range	>10M
Frequency Range	2.4GHZ-2.48GHZ ISM Band

## MFB Function

- () On state: Open the cover to automatically start the device for pairing. You can also start it manually by pressing and holding the start button for 3 seconds.
- () Off state: Press and hold the power button for 5 seconds, or place the device back in the charging case to power it off.
- () Voice assistant: Press and hold the left and right multifunction buttons on the headset for about 2 seconds to activate the voice assistant.
- () TWS automatic pairing mode: The device will automatically enter TWS pairing mode upon first power-on.






## Pairing Guide



Enable Bluetooth on your phone, locate the device named PD-STS168 in the Bluetooth list, and connect to it.




## Manage Calls



-  **1.** To answer or end an incoming call, press the left and right headset multifunction keys simultaneously.
-   **2.** To reject an incoming call, press and hold the left and right headset multifunction keys for about 2 seconds.

## Music Playback



-  **Pause/Play:** Press both left and right earphones simultaneously.
- ●  **Next song:** Double tap the right earphone multifunction button.
- ●  **Previous song:** Double tap the left earphone multifunction button.
- ● ● **+** **Volume up:** Triple tap the right earphone multifunction button.
- ● ● **-** **Volume down:** Triple tap the left earphone multifunction button.

## Indicator Guide

On state: The red and blue lights on both the left and right earphones flash alternately.

Off state: The red light flashes three times.

Pairing status: When opening the charging case, the red and blue lights on both earphones flash simultaneously.

After successful pairing, one earphone flashes while the other turns off.

Successfully connected: Both left and right earphones turn off.

Device disconnected: One earphone flashes while the other is off.

Low battery: The red light flashes once every 5 seconds.



## Matters Needing Attention

1. Please place the headset correctly for charging.
2. The battery (battery pack or combination battery) must not be exposed to conditions such as direct sunlight, fire, or other sources of overheating.
3. Listening to music at high volume for extended periods can cause hearing damage. Please adjust the volume to a safe level when using the device.
4. Do not use the device during thunderstorms, as this may disrupt its normal operation and increase the risk of electric shock.
5. Do not dismantle or modify the headset for any reason, as this may cause malfunction or damage, which is not covered by the warranty.

## **Disposal**

This product must not be disposed of as unsorted household waste. It is important to separate such waste for proper treatment and recycling, in compliance with local waste management regulations.

## **Warranty**

Products that you buy directly from our **Porodo** website or shop come with a 24-month warranty.

When you buy **Porodo** products from any of our approved sellers, you only get a 12-month warranty. If you want to extend this warranty, go to our website at **porodo.net/warranty** and fill out the form with your information. Don't forget to upload a picture of the product too. After we've checked and accepted your request, we'll send you an email to confirm that your product's warranty has been extended.

For more info, please check:  
**porodo.net/warranty**

## **Contact Us**

If you have any questions about this Privacy Policy, please contact us at:  
**info@porodo.net**

Website: **porodo.net**

Service Support: **support@porodo.net**

Instagram: **porodo**