

PORODO



Porodo

Ultra-Light Aluminum Tripod

SKU: PD-TRPSFE-BK

Table of Contents

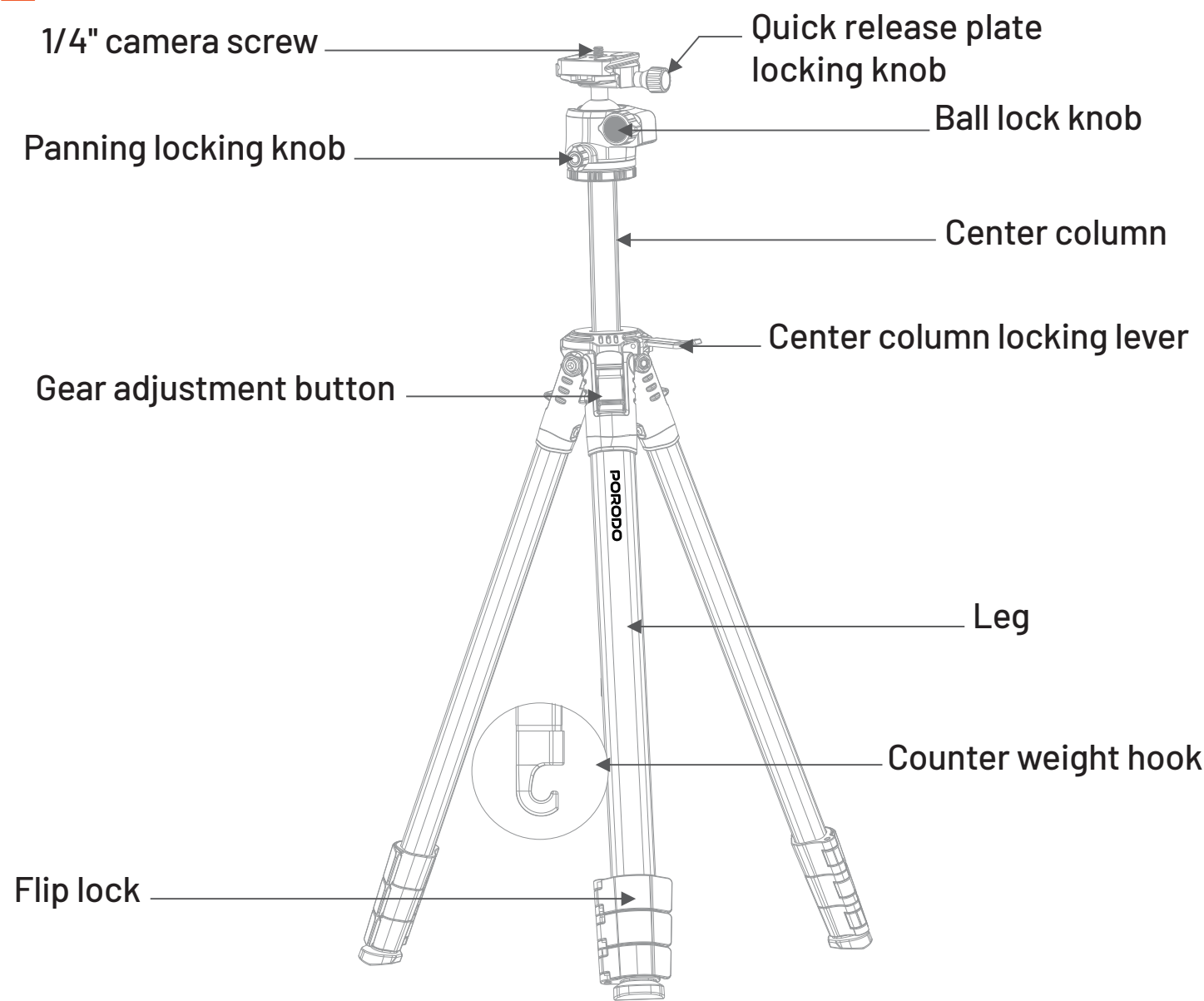
Specifications	2
Schematic View	2
Instructions for Use	3
Cautions	5
Warranty	6
Contact Us	6

Before using the product, please carefully read this User Manual to guarantee correct usage and keep it secure for future reference.

Specifications

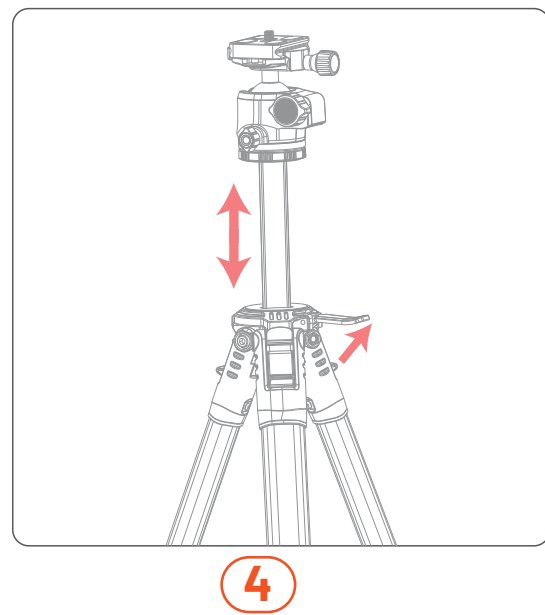
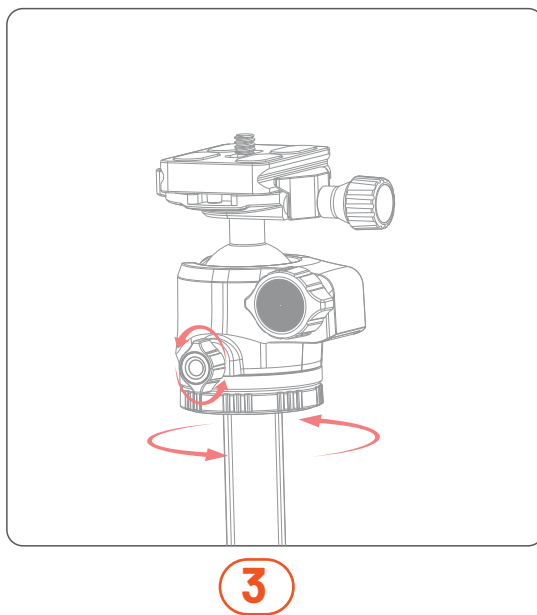

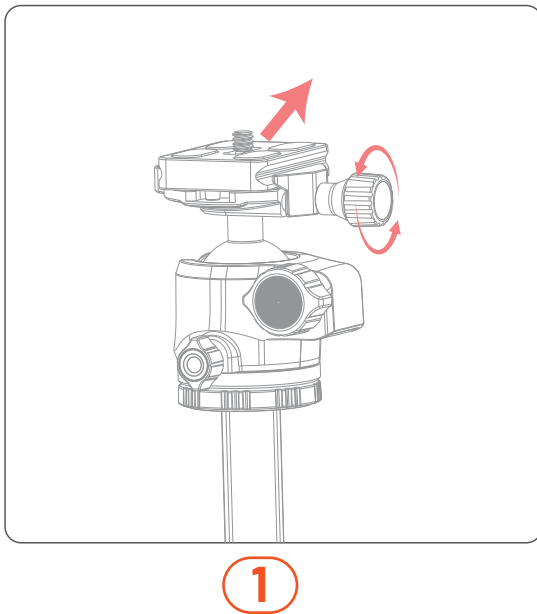
Folded Height	532mm
Extended Height	1665mm
Net Weight	0.92kg
Load Capacity	2kg

Schematic View

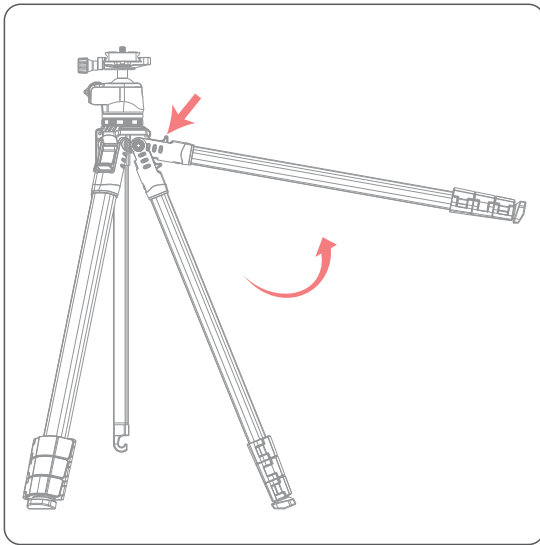


Instructions for Use

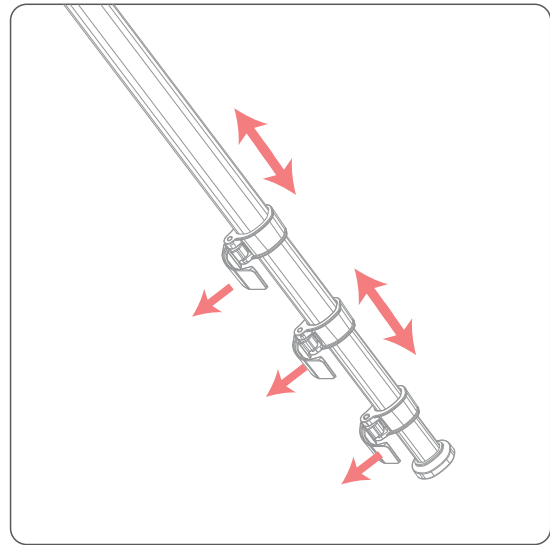
- 1.** Loosen the quick-release plate locking knob and remove the quick-release plate. Install the quick-release plate and attach it to the 1/4" screw hole of the device for quick installation.
- 2.** Loosen the ball head locking knob, adjust the ball head to the desired shooting angle, and then secure it by locking the knob.
- 3.** Loosen the panning locking knob and adjust the horizontal shooting angle of the ball head as needed. Once adjusted, lock it in place.
- 4.** Pull out the center column locking lever to adjust the height of the center column up or down as required. After reaching the desired height, press it to lock.



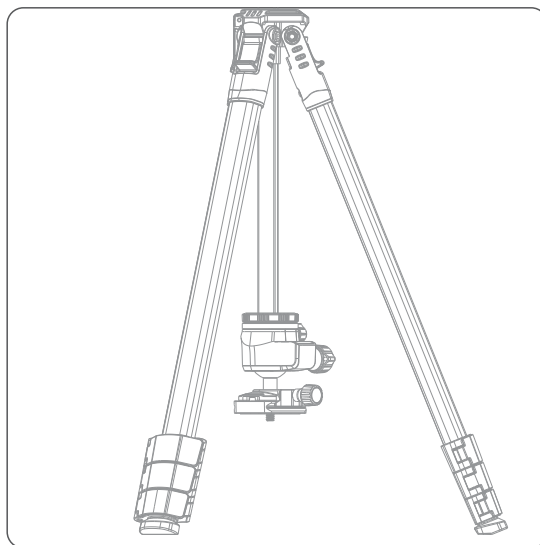
- 5.** Press the gear adjustment button to modify the expansion angle of the tripod. There are two adjustable angles: high and low.
- 6.** Pull the leg flip lock to allow the legs to slide out freely, enabling you to quickly extend the tripod.
- 7.** Remove the counterweight hook, loosen the center column locking lock, take out the center column, and install the end with the hook into the center column hole from the bottom to achieve inverted shooting.
- 8.** The counterweight hook can be used to attach heavy objects, such as sandbags and backpacks, to enhance the stability of the tripod during shooting.



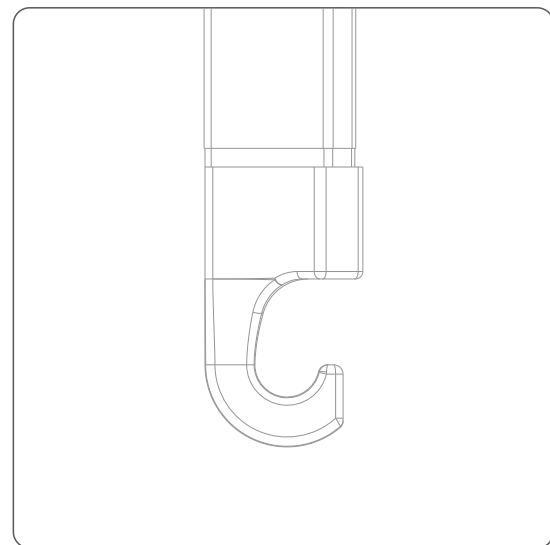
5



6



7



8

Cautions



Do not overload the product.



Please tighten the center column as much as possible and ensure it is in a safe condition while using the product.



Do not use the product when the temperature is below -20°C or above 70°C . It is not recommended to operate the product in saltwater.



Do not place the product in direct sunlight or lean it against the glass of a car for an extended period.



Do not leave the product unattended in public places. Please use the product carefully in hazardous areas.



Always remove the camera from the product when in motion.



It is not necessary to apply lubricants.



For your safety, keep the product away from the power supply.



Warranty

Products that you buy directly from our **Porodo** website or shop come with a 24-month warranty.

When you buy **Porodo** products from any of our approved sellers, you only get a 12-month warranty. If you want to extend this warranty, go to our website at **porodo.net/warranty** and fill out the form with your information. Don't forget to upload a picture of the product too. After we've checked and accepted your request, we'll send you an email to confirm that your product's warranty has been extended.

For more info, please check:
porodo.net/warranty

Contact Us

If you have any questions about this Privacy Policy, please contact us at:
info@porodo.net

Website: **porodo.net**

Service Support: **support@porodo.net**

Instagram: **porodo**