



Porodo Soundtec

SNAP Clip-On Wireless Earbuds

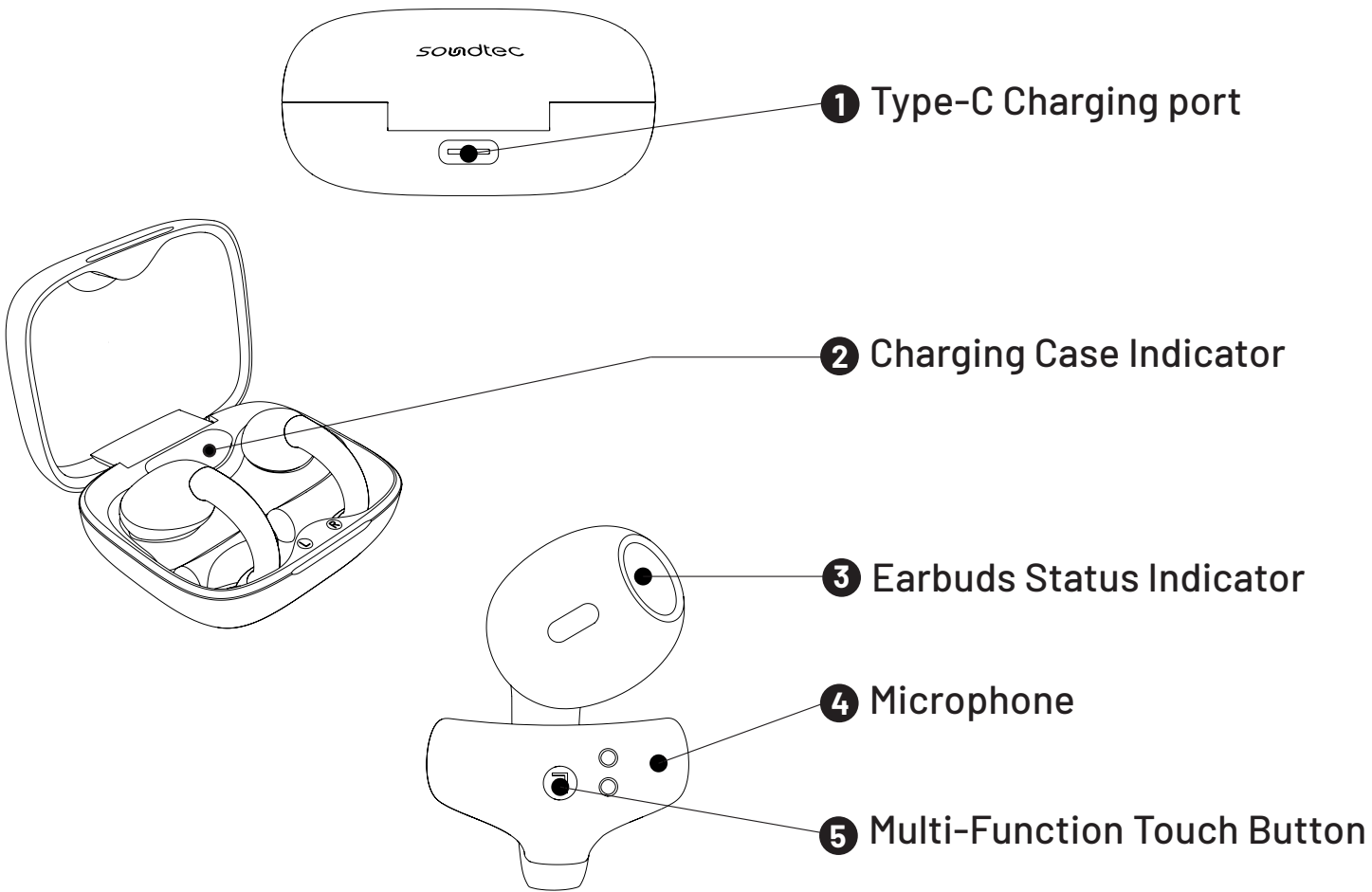
SKU: PD-STWLEP035

Table of Contents

Schematic View	2
Power On/Off	2
Music Playback	2
Call Management	3
Additional Functions	3
Specifications	3
Attention	3
Connection Method	4
Package Contents	4
Warranty	5
Contact Us	5

Before using the product, please carefully read this User Manual to guarantee correct usage and keep it secure for future reference.

Schematic View



Power On/Off

1. Remove the earbuds from the charging case to automatically power them on.
2. Place the earbuds back in the charging case to automatically power them off.
3. To manually power on, touch and hold the L or R earbud for 3 seconds.
4. To manually power off, touch and hold the L or R earbud for 5 seconds.

Music Playback

Function	Operations
Play/Pause Music	Single-press on either the left (L) or right (R) earbud.
Next Track	Tap the right (R) earbud three times in quick succession.
Previous track	Tap the left (L) earbud three times in quick succession.
Increase Volume	Double-tap the right (R) earbud.
Decrease Volume	Double-tap the left (L) earbud.

Call Management

Answer an Incoming Call	Tap either the left (L) or right (R) earbud to answer an incoming call.
End the Call	Tap either the left (L) or right (R) earbud to hang up the call.
Reject an Incoming Call	Press and hold either the left (L) or right (R) earbud for 2 seconds to reject an incoming call.

Additional Functions

Voice Assistant	Press and hold the left (L) or right (R) earbud for 2 seconds to activate the voice assistant.
Automatic Shut Down	The earbuds will automatically shut down after 5 minutes of inactivity if not connected.

Specifications

Battery Capacity	300mAh (Charging Case), 30mAh (Earbuds)
Recharge Time	1H (Earbuds), 3H (Charging Case)
Bluetooth	V5.3
Playtime	5H (Playback), 24H (Including Charging Case)
Transmission Range	10M
Transmission Frequency	2.4GHz - 2.4835GHz
Input	DC 5V/350mA
Weight	8.2g (Earbuds), 40.3g (Charging Case)

Attention

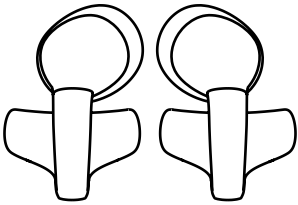
1. Avoid placing the earbuds near a safety airbag, as deployment could cause serious injury.
2. Keep the earbuds away from children, infants, and pets as small parts pose a risk of suffocation.
3. In hospitals, hazardous areas, or locations with a risk of explosions, users may be required to turn off electronic devices and radio equipment. Always follow the provided instructions in such areas.
4. Turn off the earbuds before boarding an aircraft, and refrain from using them during the flight.
5. To protect your hearing, avoid setting the volume too high.

6. Do not attempt to disassemble the earbuds, as they do not contain user-serviceable parts.
7. If the earbuds will not be used for an extended period, store them in a dry, dust-free environment and charge them at least once a month to maintain battery health.
8. Avoid charging the earbuds in extremely high or low temperatures to prevent damage.

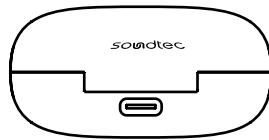
Connection Method

Enable Bluetooth on your phone and search for available devices. From the list of detected devices, select “PD-STWLEP035” and tap to connect.

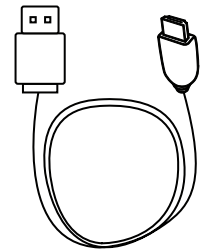
Package Contents



Earbuds * 2



Charging Case *1



Type-C Cable



Warranty

Products that you buy directly from our **Porodo** website or shop come with a 24-month warranty.

When you buy **Porodo** products from any of our approved sellers, you only get a 12-month warranty. If you want to extend this warranty, go to our website at **<https://porodo.net/warranty>** and fill out the form with your information. Don't forget to upload a picture of the product too. After we've checked and accepted your request, we'll send you an email to confirm that your product's warranty has been extended.

For more info, please check:

<https://www.porodo.net/warranty>

Contact Us

If you have any questions about this Privacy Policy, please contact us at:

info@porodo.net

Website: **porodo.net**

Service Support: **support@porodo.net**

Instagram: **[porodo](https://www.instagram.com/porodo)**