



Porodo Soundtec

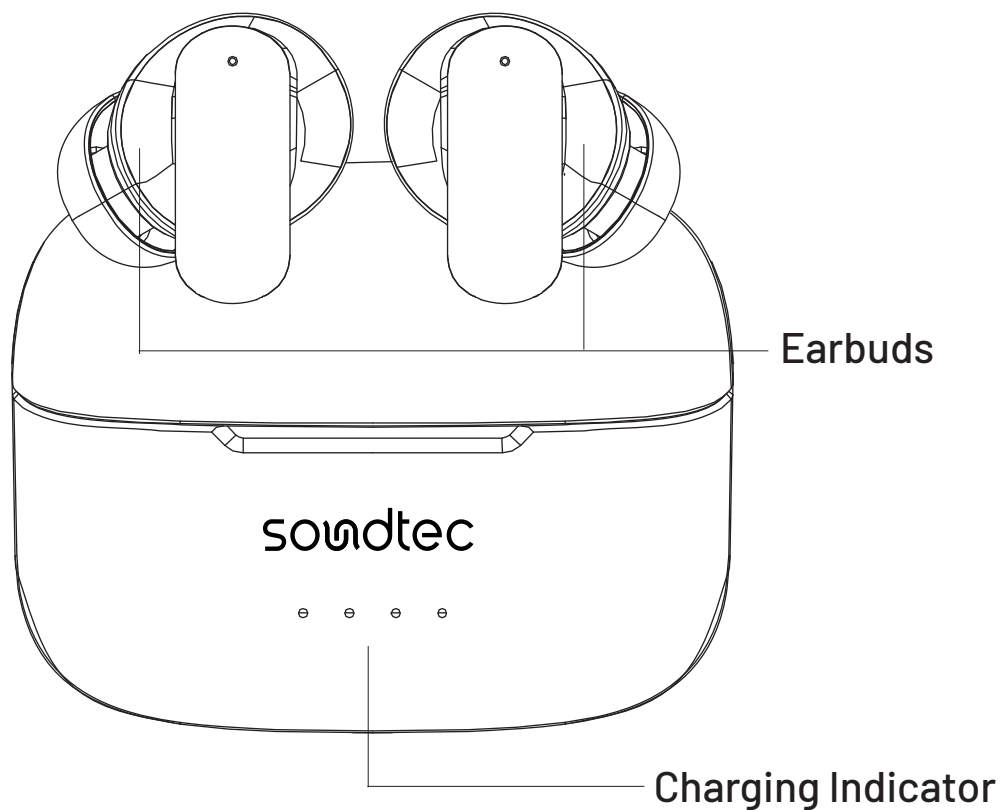
Clari ANC and ENC Earbuds

SKU: PD-STWLEP032

Table of Contents

Schematic View	2
Safety Information	2
Package Contents	3
Usage Instructions	3
Charging	4
Specifications	4
Warranty	5
Contact Us	5

Schematic View



Safety Information

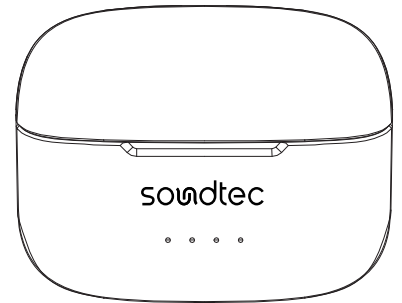
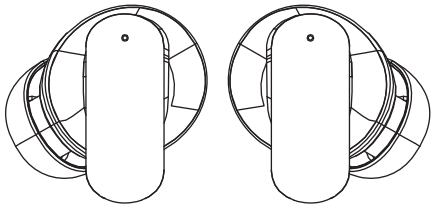
1. Please read the safety instructions carefully before using this product for the first time and retain them for future reference.
 2. This product is not a toy. Keep away from children and infants.
- Warning:** This product contains lithium polymer batteries.
3. Keep the product away from children and pets to prevent chewing or swallowing.
 4. The recommended operating and storage temperature is between 0°C and 40°C. Using or storing it outside this range may affect its performance.
 5. Never open the product. Contact with internal components may result in electric shock. Repairs or servicing should only be carried out by qualified personnel.
 6. Avoid exposing the product to heat, water, moisture, or direct sunlight.
 7. Remove the earphones immediately if there is any leakage or excessive heat to prevent burns or irritation.
 8. Protect your ears from loud volume levels, as high volume can cause hearing damage.
 9. Bluetooth wireless technology operates within a range of approximately 10

meters (30 feet). The actual range may vary depending on obstacles such as walls, metal objects, or electromagnetic interference.

10. Microwaves emitted by Bluetooth devices may interfere with medical devices.

11. This unit is not waterproof. If water or foreign objects enter the device, there is a risk of fire or electric shock. Discontinue use immediately if this occurs.

Package Contents



1. Two Earbuds (L and R)

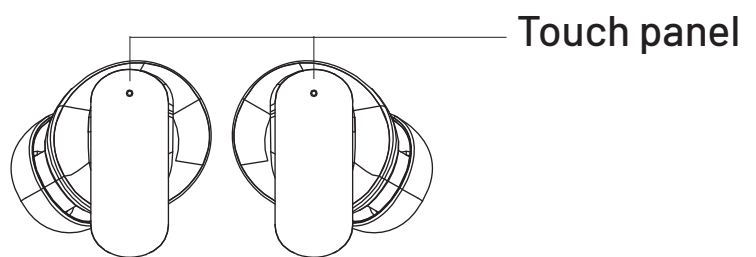
2. One Charging Cable

3. One Charging Case

Usage Instructions

A. Pairing Instructions

1. The earbuds will automatically turn on once removed from the charging case, or you can turn the earbuds on by long-pressing the touch panels on both earbuds until you hear the voice prompt, "Power on."



2. The RED and WHITE LEDs on both earbuds will start blinking. The earbuds will automatically pair with each other within 5 seconds.

3. Once paired with each other, one of the earbuds will display an alternating RED and WHITE LED, indicating that it is ready to pair with your smartphone.

4. Enable Bluetooth on your smartphone and search for nearby devices. Select the device named "PD-STWLEP032" and you will hear the voice prompt "Connected" once pairing is successful. If prompted for a password, enter "0000."

5. The earbuds will automatically reconnect to your smartphone after pairing.

Note: The left (L) or right (R) earbud can be used independently to pair with your smartphone. However, only mono sound will be available in this mode.

B. Music Playback

1. Tap the left (L) or right (R) touch button once to play or pause the track.
2. Tap the L or R touch button twice to skip to the next track.
3. Tap the L or R touch button three times to return to the previous track.
4. Tap the L or R touch button four times to cycle through Transparency, ANC On, and ANC Off modes.
5. Press and hold the L or R touch button for 3 seconds to activate Siri or Google Assistant.

C. Call Management

1. Tap the L or R touch button once to answer or end an incoming call.
 2. Press and hold the L or R touch button for 2 seconds to reject an incoming call.
- Note:** With four microphones for enhanced call quality, the earbuds minimize wind and noise interference, ensuring your voice is clear and distinct.

Charging

1. Place the earbuds back into the charging case. The earbuds will automatically power off and begin charging.
2. When the case is charging, the indicator light will blink. Once the case is fully charged, the indicator light will remain solid.

Specifications

Chipset	JL7003D4
Battery Capacity	40mAh (Earbuds), 300mAh (Case)
Recharge Time	1.5H
Playtime	7H (ANC ON)
Standby Time	20H
Charging Port	Type-C
Bluetooth	V5.3
Transmission Distance	10M
ANC Level	25dB

Warranty

Products that you buy directly from our **Porodo** website or shop come with a 24-month warranty.

When you buy **Porodo** products from any of our approved sellers, you only get a 12-month warranty. If you want to extend this warranty, go to our website at **<https://porodo.net/warranty>** and fill out the form with your information. Don't forget to upload a picture of the product too. After we've checked and accepted your request, we'll send you an email to confirm that your product's warranty has been extended.

For more info, please check:

<https://www.porodo.net/warranty>

Contact Us

If you have any questions about this Privacy Policy, please contact us at:

info@porodo.net

Website: **porodo.net**

Service Support: **support@porodo.net**

Instagram: **[porodo](https://www.instagram.com/porodo)**