

# PORODO



## Porodo

### 20000mAh Power Bank

SKU: PD-PBFCH081-BK

# **Table of Contents**

Specifications	2
Charging Guide	2
Maintenance	3
Precautions	3
Security Features	4
Charging Schematic Diagram	4
Disposal	6
Warranty	6
Contact Us	6

## Specifications

Battery Capacity	20000mAh
USB-C Input/Output	5V/3A, 9V/3A, 12V/3A, 15V/3A, 20V/2.25A, 45W Max
USB-C Input/Output (Cable)	5V/3A, 9V/3A, 12V/3A, 15V/3A, 20V/2.25A, 45W Max
USB-A Output	5V/3A, 9V/2A, 10V/2.25A, 12V/1.5A, 22.5W Max
Detachable USB-C Cable Length	114mm
Retractable USB-C Cable Length	155mm
Product Size	28 x 72 x 126mm
Model Number	PB081

## Charging Guide

1. Press the button to check the power status. If the lamp is not lit, the battery is low and needs to be charged. A bright blue light will indicate that the device is charging.
2. Charging Method One: Connected to a Computer
  - 2.1 Remove the product's accessory cable. Connect the cable and adapter to the product's DC-IN port, then plug the other end of the USB cable into your computer's USB port.
  - 2.2 The charging light will begin flashing, and when fully charged, a few lights will remain steady.

### **3. Method: USB Adapter**

**3.1** Remove the accessory cable from the product packaging. Insert one end of the cable into the product's DC-IN port and connect the other end to a DC5V USB adapter.

**3.2** The charging light will flash during charging, and will remain solid once fully charged.

### **4. How to Charge Digital Products:**

**4.1** The mobile power can be used to charge mobile phones and other digital products that support DC-5V input charging.

**4.2** Choose the appropriate charging cable for the device. If the device has a charging and discharging interface, ensure you are using the correct cable for both functions.

## **Maintenance**

This product is designed with a classic and elegant body, making it easy to carry and maintain. Follow the recommended guidelines for maintenance, especially during extended use.

**1.** Keep the product dry at all times. Exposure to rain, moisture, and liquids can damage electronic components and circuits.

**2.** Avoid using this product in high-temperature environments. Excessive heat can shorten the lifespan of electronic components, damage batteries, and cause plastic parts to deteriorate or even explode.

**3.** Do not drop or knock the product. Rough handling may damage the internal electrical circuits.

**4.** Do not attempt to disassemble the product.

## **Precautions**

**1.** For the first use, ensure that the product is fully charged. Allow it to charge

for a minimum of 20 minutes before using it for the first time.

2. When using the product, ensure that the electronic device screen is open and verify that the charging connector is properly connected to ensure the product operates correctly.
3. During the charging process, if the blue power indicator light turns off, this indicates that the product's battery is low and requires further charging.
4. Once the electronic device is fully charged, disconnect the output cable to prevent unnecessary power consumption.

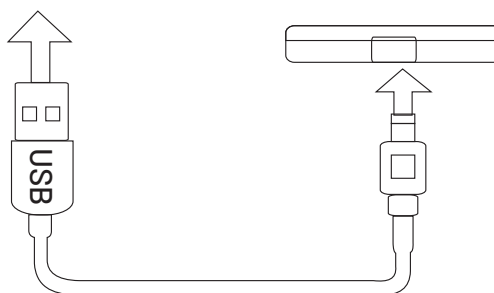




## **Security Features**

1. The intelligent control system provides multiple layers of protection, including charging control, discharge protection, overload protection, and short-circuit protection.
2. The USB 5V output design is highly compatible with international standards, supporting a wide range of devices, game consoles, MP3/MP4 players, GPS devices, Bluetooth devices, tablet computers, digital cameras, and other USB-charged devices. You can easily charge your devices with the cable.
3. The product supports a wide input voltage range (DC 4.5V-20V), with built-in internal smart chip protection to ensure safe charging without concerns about electricity or safety hazards.
4. The LED indicators clearly show the status of charging, battery level, and charging progress, making it easy to monitor the device's performance.

## **Charging Schematic Diagram**

1. Charging the power bank.

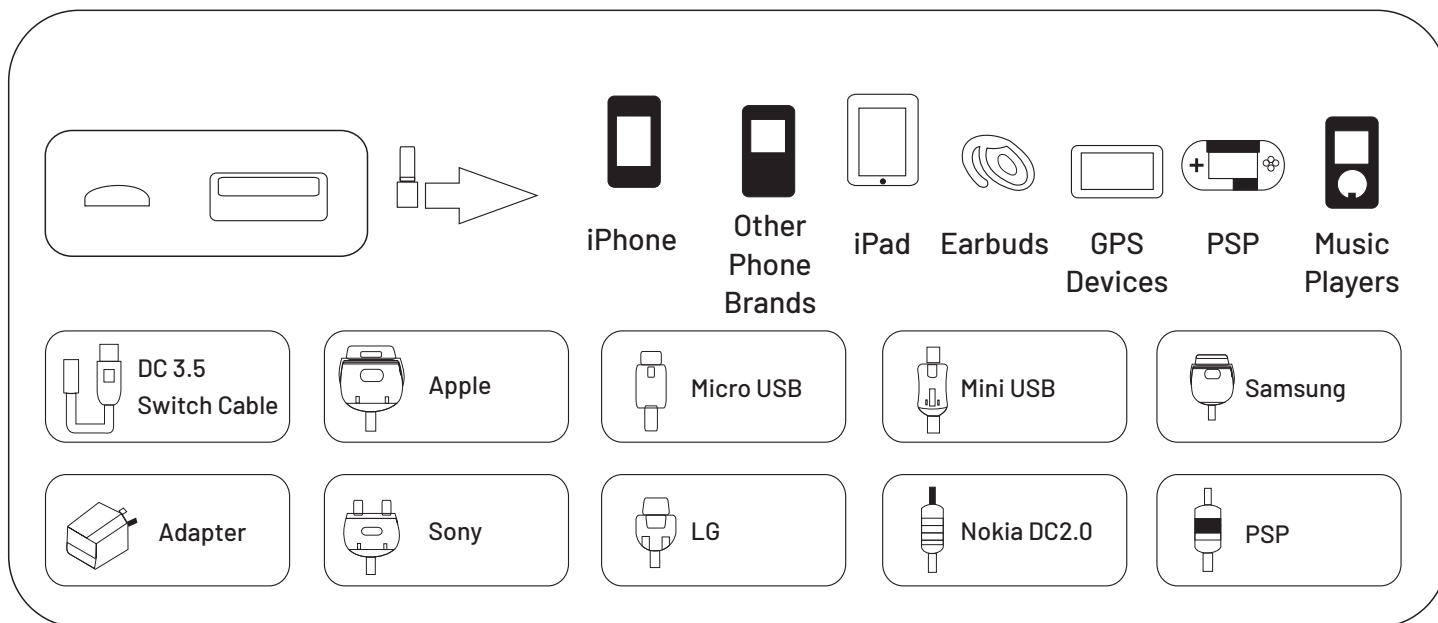
## AC Power Adapter



## 2. Power bank charging other products.

Phone and other digital products.

## 2. Compatible phone and other digital products



## Disposal

This product must not be disposed of as unsorted household waste. It is important to separate such waste for proper treatment and recycling, in compliance with local waste management regulations.

## Warranty

Products that you buy directly from our **Porodo** website or shop come with a 24-month warranty.

When you buy **Porodo** products from any of our approved sellers, you only get a 12-month warranty. If you want to extend this warranty, go to our website at **[porodo.net/warranty](https://porodo.net/warranty)** and fill out the form with your information. Don't forget to upload a picture of the product too. After we've checked and accepted your request, we'll send you an email to confirm that your product's warranty has been extended.

For more info, please check:  
**[porodo.net/warranty](https://porodo.net/warranty)**

## Contact Us

If you have any questions about this Privacy Policy, please contact us at:

**[info@porodo.net](mailto:info@porodo.net)**

Website: **[porodo.net](https://porodo.net)**

Service Support: **[support@porodo.net](mailto:support@porodo.net)**

Instagram: **[porodo](https://www.instagram.com/porodo)**