

PORODO



Porodo

Chrono Steel Smart Watch with 1.43" Display

SKU: PD-LFST171-SL

Table of Contents

Functions	2
Specifications	3
Operating Instructions	4
Charging Instructions	5
Download and Install the App	5
Bluetooth Pairing	6
Safety Precautions	7
Disposal	7
Warranty	8
Contact Us	8

Before using the product, please carefully read this User Manual to guarantee correct usage and keep it secure for future reference.

Functions

- 1. Music Control:** Conveniently control music playback on your smartphone directly from your smartwatch for a seamless listening experience.
- 2. Blood Oxygen Monitoring:** Monitor your blood oxygen (SpO2) levels in real time to better understand your respiratory and overall health.
- 3. Heart Rate Monitoring:** Continuously track your heart rate throughout the day to optimize workouts and monitor cardiovascular health.
- 4. Multiple Sports Modes:** Select from a variety of sports modes to accurately record and analyze your exercise activities and performance.
- 5. Sleep Analysis:** Automatically track and analyze your sleep patterns to help improve your sleep quality and rest habits.
- 6. Activity Tracker:** Monitor your daily steps, distance traveled, and calories burned to stay active and achieve your fitness goals.
- 7. App Notifications:** Receive instant notifications for calls, messages, and apps directly on your smartwatch without checking your phone.
- 8. Alarm Clock:** Set personalized alarms that gently wake you or remind you of important events with a soft vibration.
- 9. Stopwatch:** Accurately measure elapsed time during workouts, tasks, or events with the built-in stopwatch function.
- 10. Weather Forecast:** Stay updated with real-time weather forecasts and alerts, conveniently accessible from your wrist.
- 11. Phone Book Access:** Quickly browse and call contacts stored on your smartphone through your smartwatch interface.
- 12. Raise Wrist to Wake Screen:** Simply lift your wrist to instantly activate the watch screen for easy viewing without pressing any buttons.
- 13. Voice Assistant:** Use voice commands to manage tasks, get information, or control smart devices hands-free through your smartwatch.
- 14. Long Battery Life:** Enjoy extended battery performance that supports multiple

days of use on a single charge for uninterrupted convenience.

Specifications

Watch Case	Zinc Alloy
Screen Size	AMOLED 1.43"
Screen Resolution	466 x 466
Battery Capacity	400mAh
Flash Memory	128Mb
Bluetooth Version	5.2
Charging Time	2H
Working Time	Up to 5 Days
Water Resistant Level	IP68
System Compatibility	Android 10.0+, iOS 10.0+
Net Weight	71g (Watch)
Product Size	50.9 x267.5×54.6mm
Model Number	LFS171

Operating Instructions

1. Power Button

1.1 Press and hold for 5 seconds to power the device on or off.

1.2 Short press to wake the display from sleep mode.

2. Crown Button

2.1 Tap to enter the main dial interface; rotate the crown to switch between available dials.

2.2 Single tap to access the menu, rotate the crown to navigate through functions, and tap to return to the main screen.

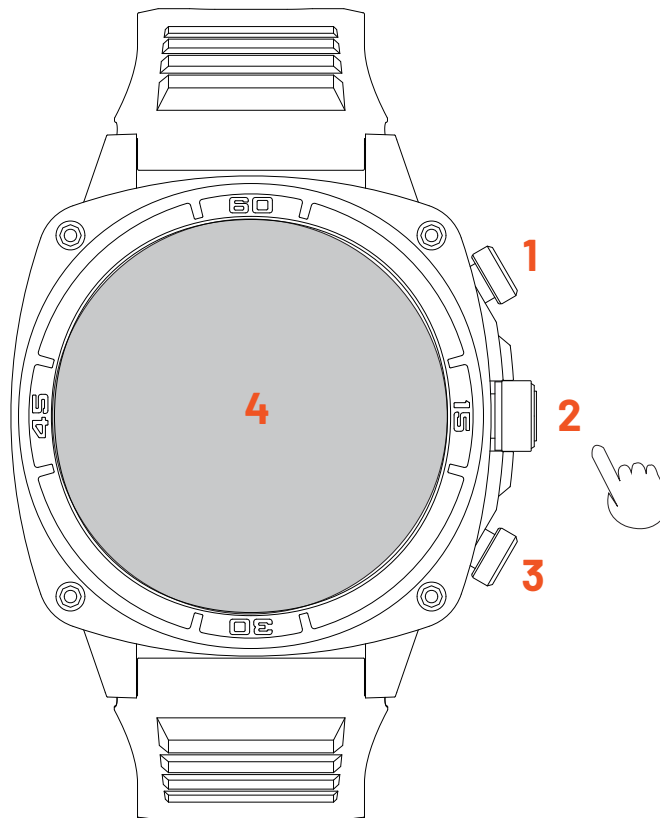
3. Quick Access Button

3.1 Tap to enter Quick Mode (default set to Sport Modes).

4. Touchscreen Display

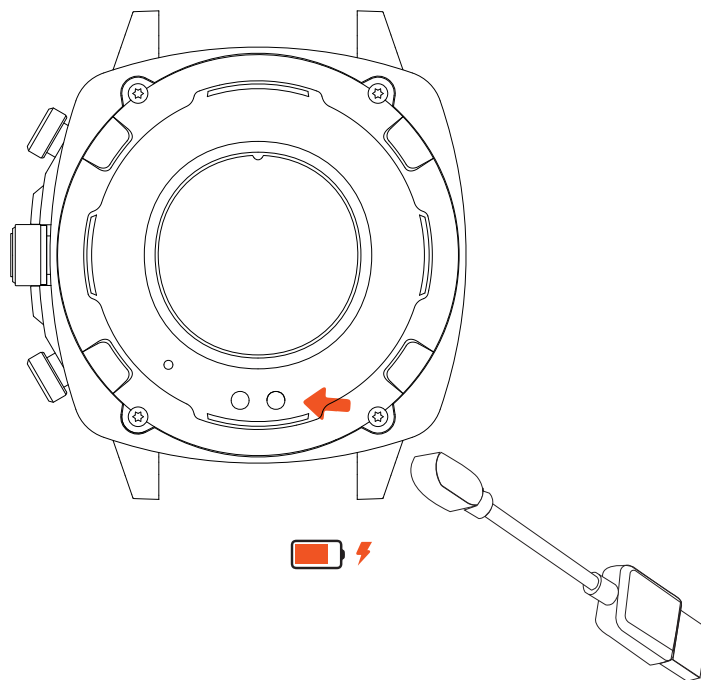
4.1 Press and hold the screen for 3 seconds to open the watch face selection menu.

Note: Please ensure your phone remains close to your watch to maintain a stable connection. If disconnected, refresh the mobile app interface. If certain features do not function properly, uninstall and reinstall the app.



Charging Instructions

1. Attach the charging thimble securely to the back of the watch.
2. Once the connection is made, the charging icon will appear on the screen to indicate that the watch is charging.
3. After the watch reaches full charge, please disconnect the charging cable from the power source to prevent overcharging.
4. If you do not plan to use the watch for an extended period, ensure that it is charged at least once every 3 months to maintain battery health.



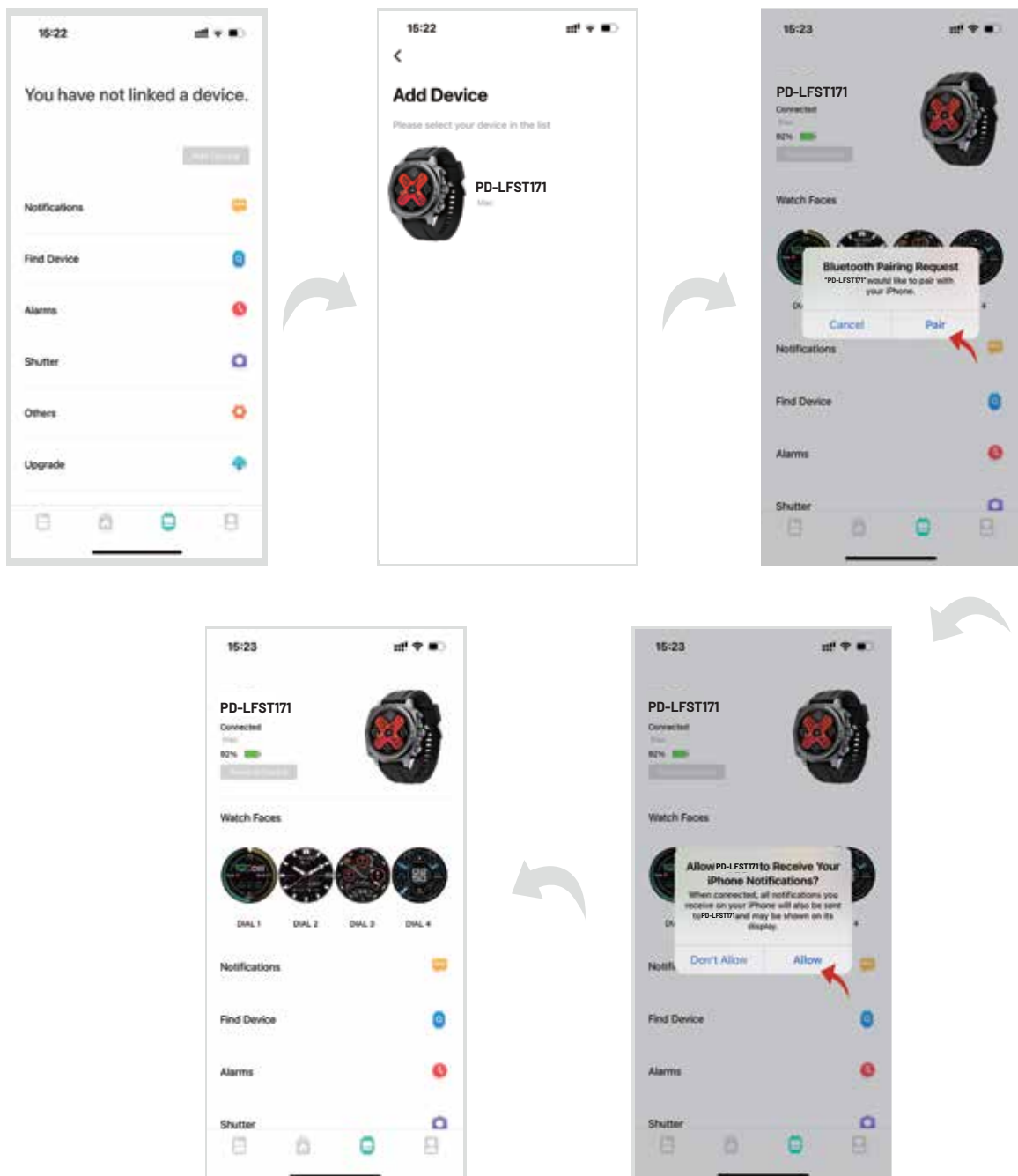
Download and Install the App

1. Download and install the "Dafit" app by scanning the QR code with your smartphone. Select the appropriate version for your mobile platform (iOS or Android).
2. Alternatively, you can search for "Dafit" in your mobile app store and install it directly. The app is compatible with iOS and Android devices running version 10.0 or higher.



Bluetooth Pairing

1. Turn on Bluetooth on your mobile device.
2. Launch the Dafit app and navigate to Device > Add Device.
3. Find and select the "PD-LFST171" model from the available devices list.
4. Follow the on-screen prompts to complete the pairing process. Once successfully paired, the message "Binding is successful" will appear.
5. Connect your phone and modify the language settings under the appropriate options in the app.



Safety Precautions

- 1.** Do not wear this product while bathing, swimming, diving, using a hot spring, sauna, or participating in other water-related activities to prevent water damage.
- 2.** Keep the equipment and its accessories dry at all times to avoid the accumulation of dirt and bacteria.
- 3.** Avoid using a microwave oven or blower to heat or dry the exterior of the equipment. Do not expose the product to high temperatures or place it in low-ventilation areas. Ensure the device is not subjected to strong impacts or vibrations, and avoid using it in environments with intense sunlight, high humidity, or near open flames.
- 4.** Keep the equipment out of reach of children and animals to prevent accidental chewing or swallowing. The device should only be disassembled by qualified professionals.
- 5.** After charging, disconnect the charging cable from the power source to prevent short circuits if it comes into contact with conductive objects.
- 6.** All health-related data provided by this product is for reference purposes only and should not be used for medical diagnosis or treatment.
- 7.** Some features of the watch, such as caller ID display and message notifications, may not be compatible with all smartphone models.

Disposal

This product must not be disposed of as unsorted household waste. It is important to separate such waste for proper treatment and recycling, in compliance with local waste management regulations.

Warranty

Products that you buy directly from our **Porodo** website or shop come with a 24-month warranty.

When you buy **Porodo** products from any of our approved sellers, you only get a 12-month warranty. If you want to extend this warranty, go to our website at **porodo.net/warranty** and fill out the form with your information. Don't forget to upload a picture of the product too. After we've checked and accepted your request, we'll send you an email to confirm that your product's warranty has been extended.

For more info, please check:
porodo.net/warranty

Contact Us

If you have any questions about this Privacy Policy, please contact us at:
info@porodo.net

Website: **porodo.net**

Service Support: **support@porodo.net**

Instagram: **porodo**