

PORODO



Porodo

**Kids 4G Smart Watch
with 1.85" Touch Display**

SKU: PD-LFST003

Table of Contents

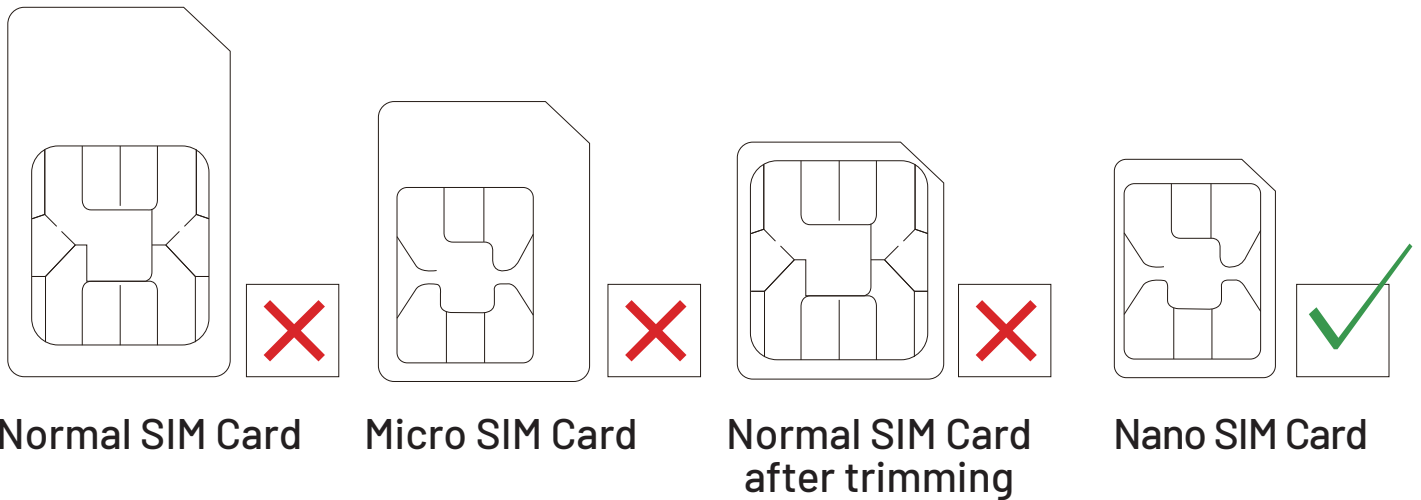
Obtain a Nano SIM Card	2
SIM Card Installation	2
Button Instruction	3
Download the App	3
Login and Registration	3
Pairing Guide	4
Functions	5
Specifications	5
Warranty	6
Contact Us	6

Obtain a Nano SIM Card

1. Begin by acquiring a Nano SIM card, which supports internet data and voice call services.

Note: This card can be purchased from local telecom operators.

2. Ensure that the SIM card is compatible with a 4G network and supports data streaming.



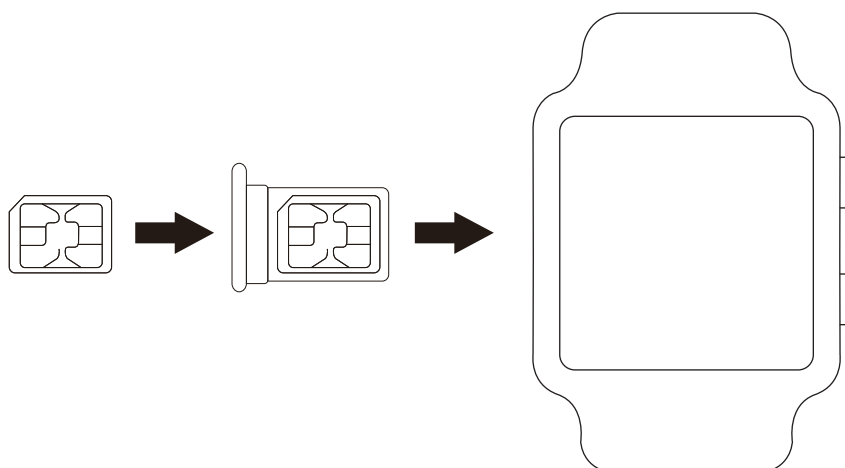
NO

YES

SIM Card Installation

1. Gently pull out the SIM card tray, ensuring the chipset side is facing upward, and insert the SIM card into the tray.

2. Power on the watch and wait until it establishes a signal.



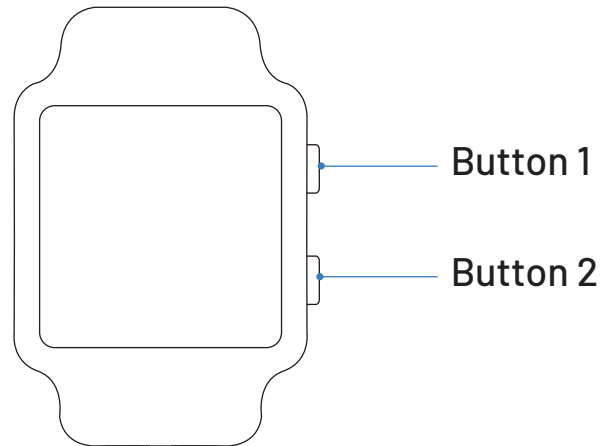
Button Instruction

[A] Button 1


1. SOS: Press and hold for 5 to 6 seconds.
2. Wake-up Screen: Press briefly.
3. Return to Menu: Press briefly.

[B] Button 2

1. Power On: Press and hold for 5 to 6 seconds.
2. Power Off: Press and hold for 5 to 6 seconds after removing the SIM card.
3. Lock Screen: Press instantly.
4. Wake-up Screen: Press instantly.



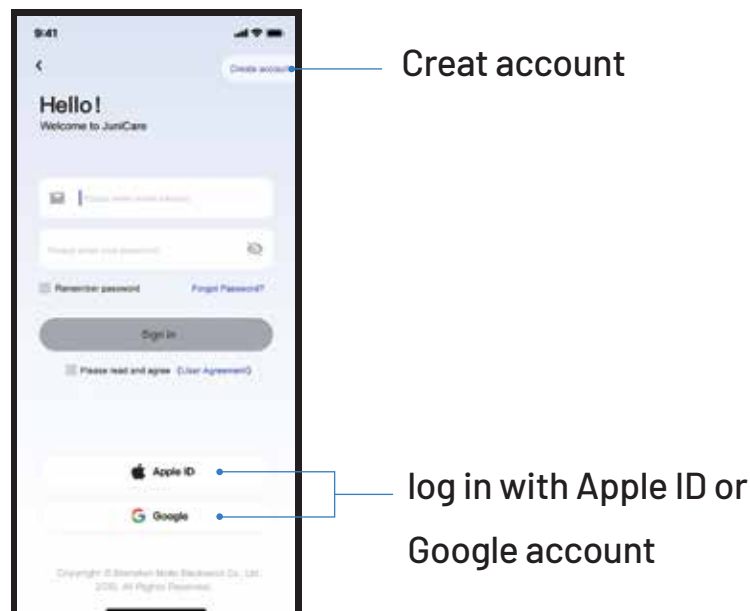
Download the App

1. Scan the QR code below to download and install the application.
2. Alternatively, you can search for the app name "JuniCare"  in the Apple App Store or Google Play Store to download and install it. Compatible with iOS 11 and Android 4.4 or above.



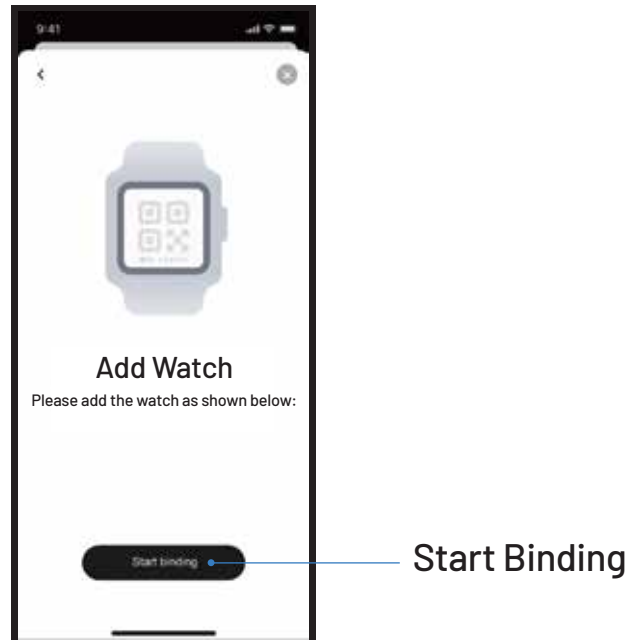
Login and Registration

To use the application, you must either create an account or log in using your Apple ID or Google account.

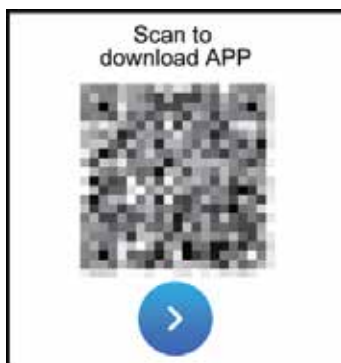


Pairing Guide


1. After successfully logging in, navigate to the "Add Watch" interface and click "Start Binding".
2. Press and hold the power button on your watch to turn it on.



3. After turning on the watch, it will display the app download code and registration code. Scan the registration code in the watch's interface to add your watch.



Step 1: Click here ➡



Registration code



Step 2: Use the app to scan the registration code

4. Upon successful binding, a message will appear indicating that the binding has succeeded. You may then enter the app to explore additional functions.

Functions

GEO-Fence: Set virtual boundaries to ensure children's safety.

Pedometer: Track daily steps to encourage physical activity.

Voice Talk: Communicate through voice messages with trusted contacts.

History Tracking: Review the child's location history for safety.

Chat: Send and receive text messages with approved contacts.

Alarm Clock: Set alarms to help manage daily schedules.

Find Watch: Locate the watch using GPS if misplaced.

Remote Camera: Take photos remotely for fun or safety purposes.

Class Time: Schedule and manage class time notifications.

Reject Calls from Strangers: Block calls from unknown numbers for safety.

Calculator: Use basic math functions on the watch.

Stopwatch: Time activities and events easily.

Watch Face Custom: Personalize the watch face with different designs.

VOLTE: Enable high-quality voice calls over the mobile network.

Call Log: Access a history of received and made calls.

Make Friends: Connect with other kids using the same watch.

Specifications

Battery Capacity	700mAh, 3.85V
Recharge Time	3 hours
Working Time	36 hours
Screen Size	1.85"
Screen Resolution	280×240 IPS
Operating System	RTOS
Memory	384MB/1GB
Sim Type	Nano Sim
GPS Accuracy	10-30m
WiFi Accuracy	30-100m
Camera	0.3MP

Warranty

Products that you buy directly from our **Porodo** website or shop come with a 24-month warranty.

When you buy **Porodo** products from any of our approved sellers, you only get a 12-month warranty. If you want to extend this warranty, go to our website at **porodo.net/warranty** and fill out the form with your information. Don't forget to upload a picture of the product too. After we've checked and accepted your request, we'll send you an email to confirm that your product's warranty has been extended.

For more info, please check:
porodo.net/warranty

Contact Us

If you have any questions about this Privacy Policy, please contact us at:
info@porodo.net

Website: **porodo.net**

Service Support: **support@porodo.net**

Instagram: **porodo**