

**PORODO**  
LIFESTYLE



**Porodo Lifestyle**  
**SILENZA**  
**Polarized Smart Sunglasses**

SKU: PDLFSTHY1013

# Table of Contents

Features	2
Power On/Off	2
Pairing Guide	3
Music Playback	4
Remote Camera Control	4
Activating Voice Assistance	5
Charging the Glasses	6
Phone Call Management	7
Smart Sleep Mode	8
Specifications	9
Disposal	10
Warranty	11
Contact Us	11

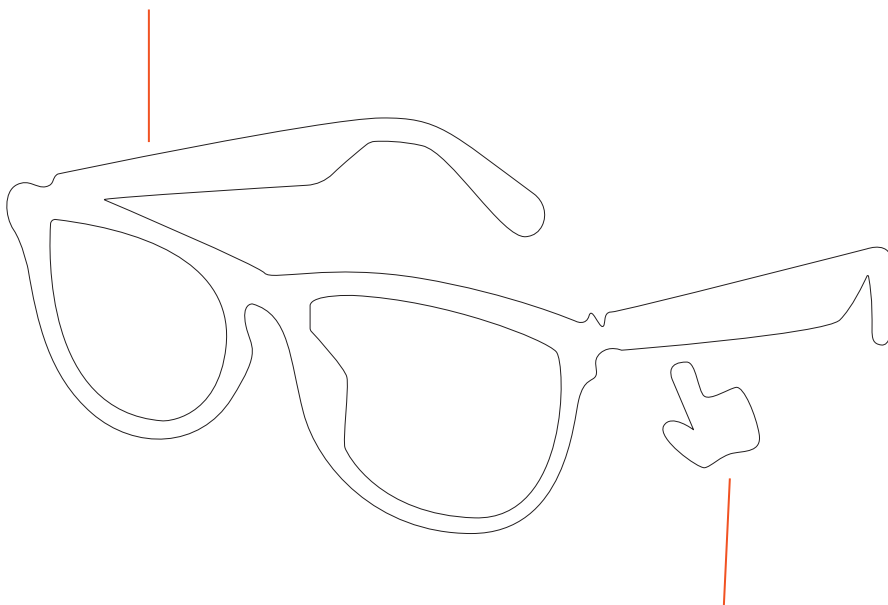
## Features

1. Access your voice assistant with ease, allowing hands-free control for tasks like making calls, sending messages, and setting reminders.
2. The sunglasses feature a convenient magnetic charging system, ensuring quick and easy recharging without the need for traditional cables.
3. The smart sunglasses automatically enter sleep mode when not in use, conserving battery life and enhancing efficiency.
4. Enjoy clear, immersive audio through open-ear speakers, allowing you to listen to music or take calls without blocking your hearing.
5. Intuitively control your sunglasses with touch-sensitive controls, enabling you to adjust settings or answer calls with a simple tap.
6. The polarized lenses reduce glare, providing clearer vision and protection from harmful UV rays while outdoors.
7. Use the sunglasses to remotely control your smartphone camera.

## Power On/Off



Right Button

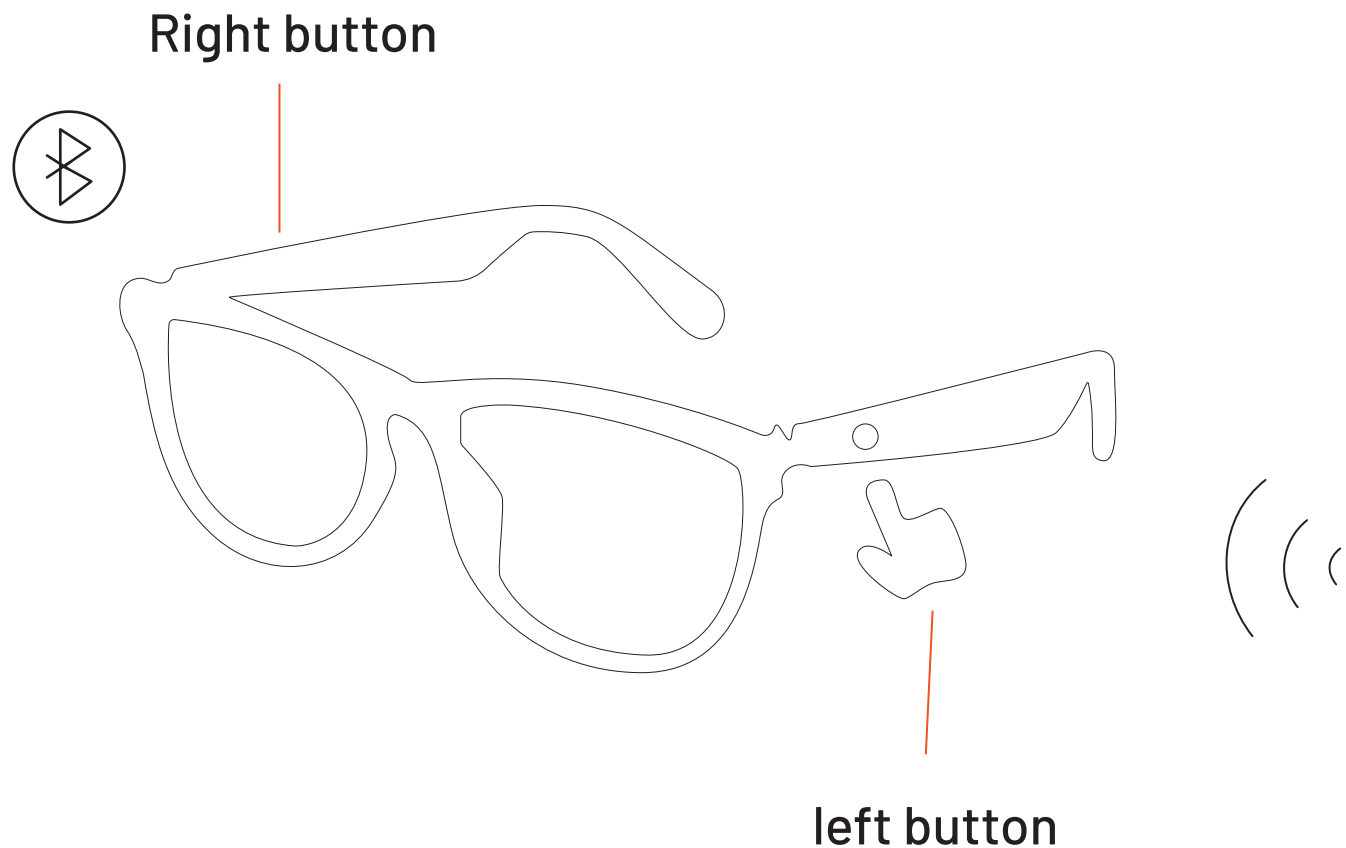


left button

**Power On:** Press and hold the multifunction buttons on both temples for 3 seconds to turn on the device.

**Power Off:** Press and hold the multifunction button on either temple for 5 seconds, and both temples will turn off simultaneously.

## Pairing Guide



The left and right temples will automatically pair when turned on. After the left and right temples of the Bluetooth glasses are successfully paired, turn on Bluetooth on your mobile phone and search for the Bluetooth name displayed on the package to establish a connection. The product's name is «PD-SILENZA».

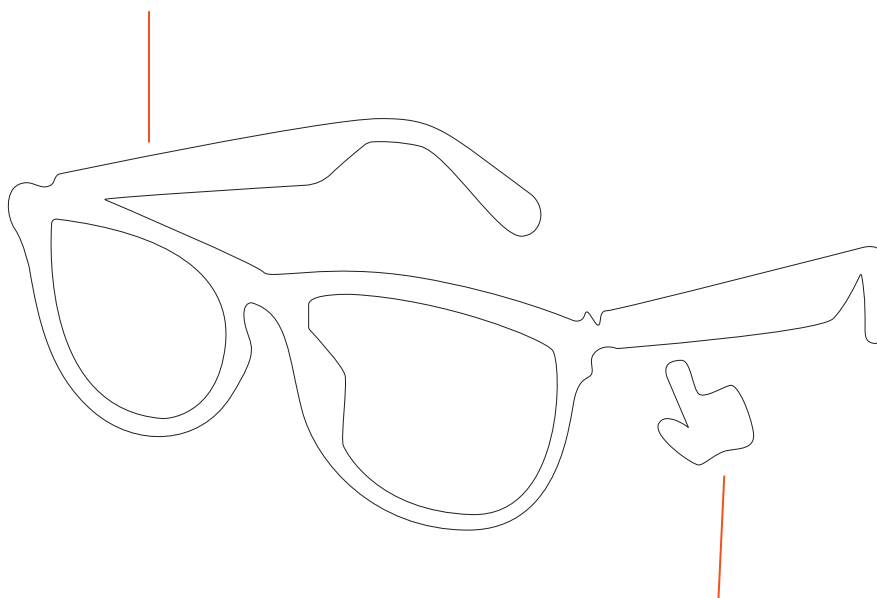
**Note:** The smart glasses will automatically turn off when fully charged, and automatically turn on when the charger is disconnected or when fully charged. They will also automatically identify paired devices and reconnect.

**Note:** If you click on either temple for 4 consecutive times after powering on, you will be prompted in either Chinese or English.

## Music Playback



Right Button



left button

**Pause/Play Music:** Short press the left or right multifunction button once.

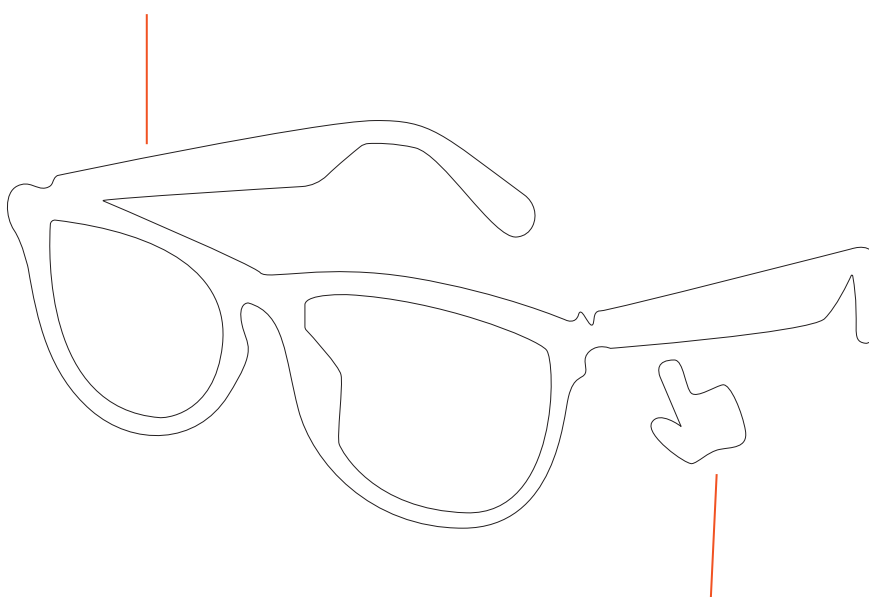
**Previous Song:** Short press the left multifunction button twice.

**Next Song:** Short press the right multifunction button twice.

## Remote Camera Control



Right Button




left button

To take a photo using remote control, press and hold the right temple for 1 second.

## **Activating Voice Assistance**

Right Button




left button

To activate the voice assistant, press and hold the left temple for 2.5 seconds to turn on Siri.

## Charging the Glasses

Right Button

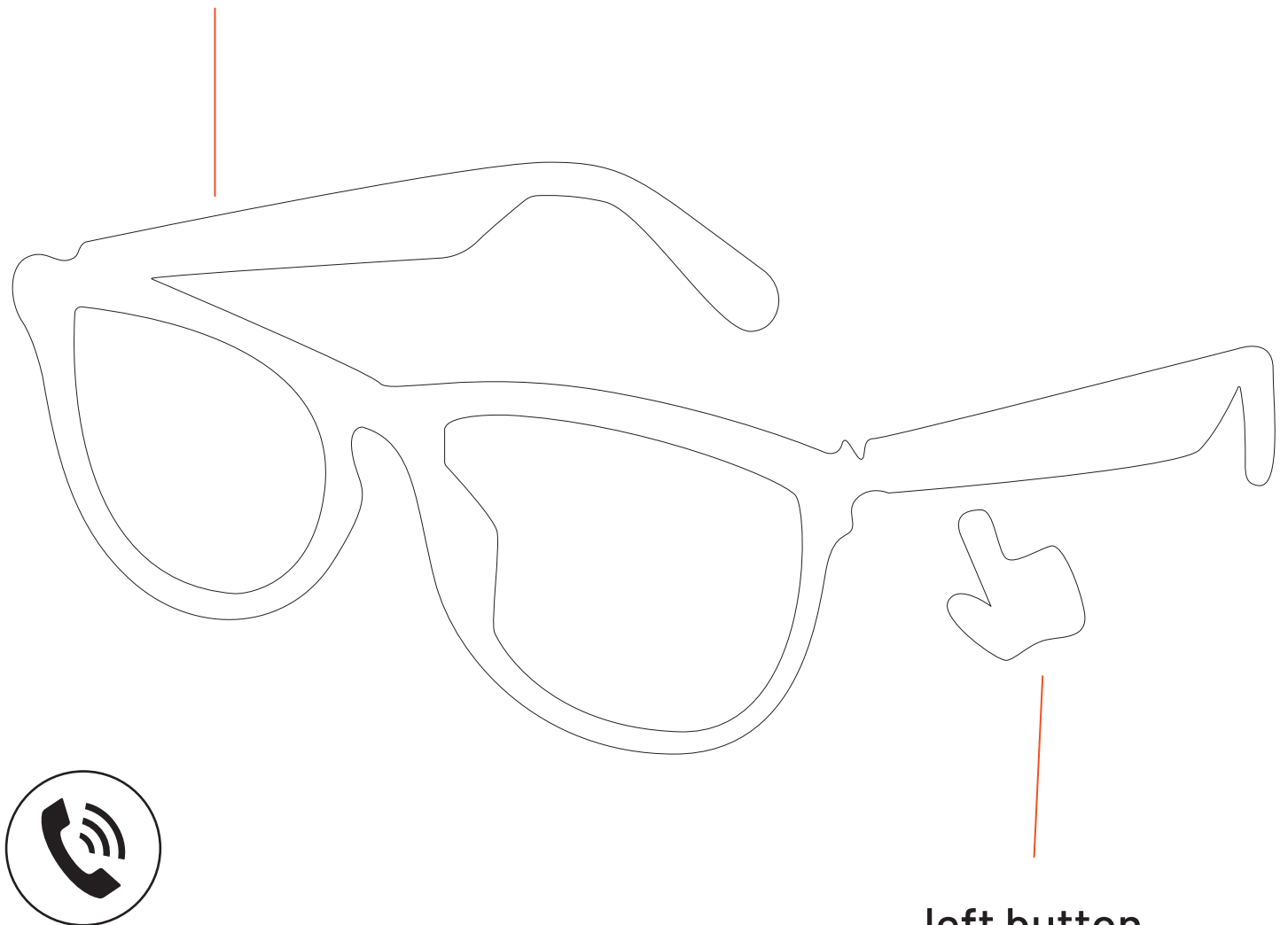


left button

**Magnetic Charging:** Connect the magnetic charging cable to the left and right charging posts to charge the glasses.

**Note:** The glasses will automatically turn off when charging.

Right Button




left button

**Answer or End a Call:** Short press the left or right multifunction button once.  
**Reject an Incoming Call:** Press and hold the left or right multifunction button for 2 seconds.



Right Button



left button

The Bluetooth smart glasses will automatically turn off after 5 minutes of inactivity when they are not connected to Bluetooth devices such as mobile phones.

## Specifications

Input	5V/1A
Battery Capacity	2 ×90mAh
Charging Method	Magnetic Charging
Recharge Time	2H
Talk Time	6H (@ 60% Volume)
Music Playtime	8H (@ 60% Volume)
Standby Time	45-50H
Bluetooth Version	5.4
Bluetooth Frequency Range	2.402GHz - 2.480GHz
Transmission Distance	10m
Sensitivity	90dB
Driver Unit	Ø10mm Dynamic

Frequency Response	20Hz-20kHz
Product Size	15 × 58 × 140mm
Net Weight	30.4g
Model Number	PDFLSTHY1013

## Disposal

This product must not be disposed of as unsorted household waste. It is important to separate such waste for proper treatment and recycling, in compliance with local waste management regulations.



## **Warranty**

Products that you buy directly from our **Porodo** website or shop come with a 24-month warranty.

When you buy **Porodo** products from any of our approved sellers, you only get a 12-month warranty. If you want to extend this warranty, go to our website at **porodo.net/warranty** and fill out the form with your information. Don't forget to upload a picture of the product too. After we've checked and accepted your request, we'll send you an email to confirm that your product's warranty has been extended.

For more info, please check:  
**porodo.net/warranty**

## **Contact Us**

If you have any questions about this Privacy Policy, please contact us at:  
**info@porodo.net**

Website: **porodo.net**

Service Support: **support@porodo.net**

Instagram: **porodo**