



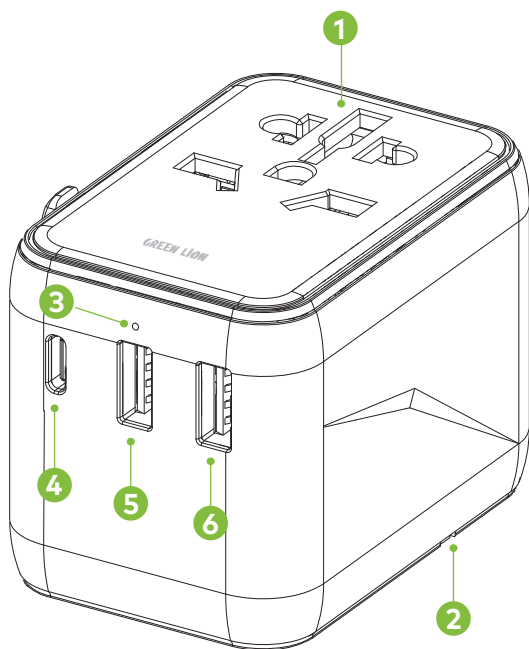
Green Lion

20W PD Universal Travel Adapter

SKU: GN20PDUTRADWH

Table of Contents

Product Overview	2
Specifications	3
Applicable Outlets	3
Compatible Devices	4
Instructions for Use	5
Replacement of the Fuse	7
Caution	8
Compatible Countries	8
Disposal	11
Warranty	12
Contact Us	12



1. Multi-socket

2. US/AU/UK/EU Plugs

3. LED Indicator

LED solid: normal operation

LED off:

Possible overload. Unplug one device and check the status indicator again.

Fuse burnt out. Please check the fuse.

4. USB-C Port

5. USB-A1 Port

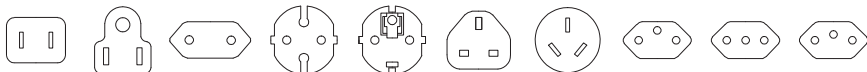
6. USB-A2 Port

Specifications

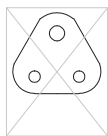
Rating	100-250VAC,10A Max,2500W Max
USB-C Output	5V/3A,9V/2.22A,12V/1.67A,20W
USB-A1 Output	5V/3A,9V/2A,12V/1.5A,18W
USB-A2 Output	5V/3A,9V/2A,12V/1.5A,18W
Total DC Output	20W
Material	PC+Copper
Weight	140g
Product size	52x53x70mm

Applicable Outlets

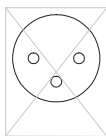
1. The adapter is compatible with Type A, B, C, E, F, G, I, J, L, and N plugs. Please note that Type D, H, K, M, and O plugs are not supported.



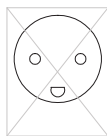
Type A Type B Type C Type E Type F Type G Type I Type J Type L Type N



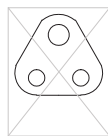
Type D



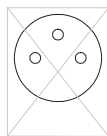
Type H



Type K

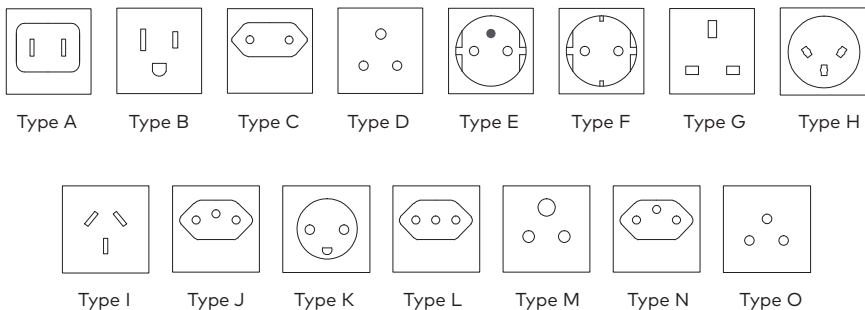


Type M



Type O

2. The adapter can be plugged into Type A, B, C, D, E, F, G, H, I, J, K, L, M, N, and O outlets.



Compatible Devices

2.1 Pole Electronic Devices

1.1 The product is suitable for use with most electronic devices up to 2500W at 250V and 1000W at 100V. It can be used with a variety of appliances, such as laptops, small travel hair dryers, travel irons, electric fans, table lamps, electric razors, etc.

1.2 Please check the safety data sheet or data plate on the device to verify this information before plugging it in.

2. USB Devices

Compatible with:

Cameras

Smartphones

Tablets

Portable game consoles

Headsets

Power banks



Laptops



Small travel
hair dryers



Travel irons



Electric fan



Table lamp



Electric
razors



Cameras



Smart
phones



Tablets



Portable Game
Console



Headsets



Power banks

Instructions for Use

1. Built-in multi-nation plugs can be selected to fit all outlets in different countries. The safety function switch ensures that only one plug is energized at a time.

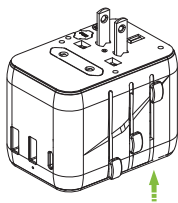
2. Ensure that the button is reset when pushed out and retracted to the bottom. If the button is not reset, it means the plug has not been properly inserted, which will affect normal use.

3. Only one plug type can be used at a time by sliding the knob to select the desired plug. Other plug pins will be locked automatically.

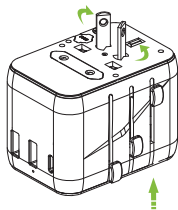
a. Using the USA Plug:

a.1 Slightly press the button and slide it down to select the USA plug, ensuring the contact blades are in the parallel position.

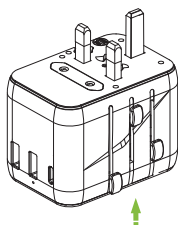
a.2 To recover the plug: Press and hold the "USA" button, continue pulling upwards until the plug is fully extended, then release the button. The button will reset and lock the plug in place.



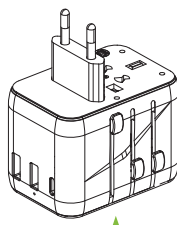
Using the USA Plug



Using the AUS Plug



Using the UK Plug



Using the EU Plug

b. Using the AUS Plug:

b.1 Slightly press the button and slide it down to select the AUS plug, ensuring the contact blades are in the parallel position.

b.2 To recover the plug: Press and hold the "AUS" button, continue pulling upwards until the plug is fully extended, then release the button. The button will reset and lock the plug.

c. Using the UK Plug:

c.1 Slightly press the button and slide it down to select the UK plug, as shown. Pull out the insulated ground pin from the housing.

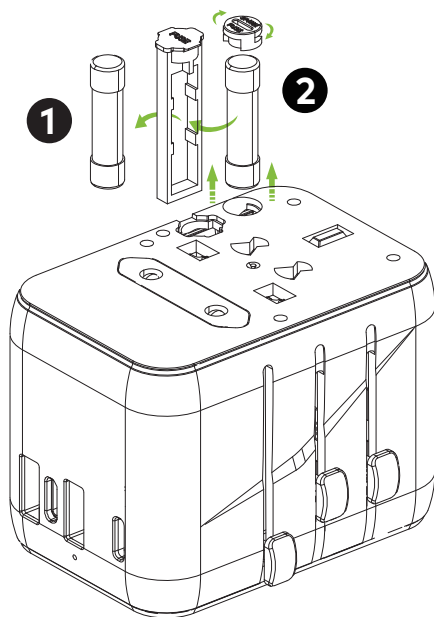
c.2 To recover the plug: Press and hold the "UK" button, continue pulling upwards until the plug is fully extended, then release the button. The button will reset and lock the plug.

d. Using the EU Plug:

d.1 Slightly press the button and slide it down to select the EU plug, ensuring the contact blades are in the parallel position.

d.2 To recover the plug: Press and hold the "EU" button, continue pulling upwards until the plug is fully extended, then release the button. The button will reset and lock the plug.

Replacement of the Fuse



1. Remove the fuse (1).

2. Take out the spare fuse (2) and place it in the original position of fuse (1). The adapter will work again.

3. You can also replace it with a new fuse.

Standard: 250Vac 10A, 6.3*25.4mm

Notes:

a. Always remove the device before replacing the fuse.

b. Ensure that no water has flowed out from the connected equipment before replacing the fuse.

c. Check whether the product is wet and ensure there is no water leakage before proceeding.

Caution

1. Always disconnect the adapter from the outlet when not in use.
2. Before use, please read these instructions carefully! This product does not convert voltage (AC-AC). To avoid potential damage to your device or other safety risks, ensure the power outlet you intend to use is compatible with your device before using this adapter.
3. For indoor use only.
4. Misuse may lead to electrical shock.
5. The USB cable length should not exceed 3 meters.
6. This travel adapter is intended for temporary use only and should not be used permanently.
7. Do not insert an adapter into another adapter unless approved by the manufacturer.
8. This product is for use with unearthed or double-insulated appliances only. It does not provide grounding.

Compatible Countries

EU Plug:

A: Albania, Algeria, Angola, Argentina, Austria, Azores

B: Bahamas, Balearic Islands, Belgium, Bolivia, Bosnia, Brazil, Bulgaria, Burkina Faso, Burundi

C: Cameroon, Canary Island, Cape Verde, Central African Republic, Channel Islands, Chile

D: Denmark, Djibouti

E: Egypt, El Salvador, Equatorial Guinea, Eritrea

F: Faeroe Islands, Finland, France

G: Gabon, Germany, Gibraltar, Greece, Greenland, Guadeloupe, Guinea,

Guinea-Bissau

H: Hungary

I: Iceland, India, Indonesia, Iran, Iraq, Israel, Italy

J: Japan

K: Kazakhstan, Korea, Kuwait

L: Laos, Lebanon, Lithuania, Luxembourg

M: Macedonia, Madagascar, Madeira, Mali, Martinique, Mauritania, Mauritius, Monaco, Morocco

N: Nepal, Netherlands, Niger, Norway

O: Oman

P: Pakistan, Paraguay, Peru, Philippines, Poland, Portugal

R: Romania, Russia, Rwanda

S: Senegal, Somalia, Spain, Sudan, Suriname, Sweden, Switzerland, Syria

T: Thailand

U: Uruguay

V: Vietnam

Z: Zambia

AUS plug:

A: American Samoa, Argentina, Australia

C: China

E: El Salvador

F: Fiji

G: Guatemala

K: Kiribati

N: Nauru, New Zealand

P: Panama, Papua New Guinea

S: St. Vincent

T: Tajikistan, Tonga

U: Uruguay

USA plug:

A: American Samoa, Anguilla, Antilles, Aruba

B: Bahamas, Bangladesh, Barbados, Bermuda, Bolivia, Brazil

C: Cambodia, Canada, Cayman Islands, China, Colombia, Costa Rica, Cuba

E: Ecuador, El Salvador

G: Guam, Guatemala, Guyana

H: Haiti, Honduras

J: Japan, Jamaica

L: Laos, Lebanon, Liberia

M: Maldives, Mexico, Micronesia, Montserrat

N: Netherlands, Nicaragua, Niger

O: Okinawa

P: Panama, Peru, Philippines, Puerto Rico

S: St. Vincent, Saudi Arabia

T: Tahiti, Taiwan, Thailand

U: United States

V: Venezuela, Vietnam, Virgin Islands (US & British)

Y: Yemen

UK plug:

B: Bahrain, Bangladesh, Belize, Botswana, Brunei

C: Cameroon, Channel Islands, Cyprus

D: Dominica

E: El Salvador

G: Gambia, Ghana, Gibraltar, Grenada, Guatemala, Guyana

H: Hong Kong

I: Iraq, Ireland, Isle of Man

J: Jordan

K: Kuwait

L: Lebanon

M: Macau, Malawi, Malaysia, Maldives, Malta, Mauritius

N: Nigeria

Q: Qman, Qatar

S: St. Lucia, St. Vincent, Saudi Arabia, Seychelles, Sierra Leone, Singapore

T: Tanzania

U: Uganda, United Arab Emirates, United Kingdom

V: Vietnam

Y: Yemen

Z: Zambia, Zimbabwe

Disposal



Waste electrical products should not be disposed of with household waste. Please recycle where facilities exist. Check with your Local Authority for recycling advice.



Warranty

Products that you buy directly from our **Green Lion** website or shop come with a 24-month warranty.

When you buy **Green Lion** products from any of our approved sellers, you only get a 12-month warranty. If you want to extend this warranty, go to our website at **<https://www.greenlion.net/warranty>** and fill out the form with your information. Don't forget to upload a picture of the product too. After we've checked and accepted your request, we'll send you an email to confirm that your product's warranty has been extended.

For more info, please check:
<https://www.greenlion.net/warranty>

Contact Us

If you have any questions about this Privacy Policy, please contact us at:
Website: **<https://www.greenlion.net/>**

Sales: **sales@greenlion.net**

Service Support: **Support@greenlion.net**

Telegram: **[@greenlion_global](https://t.me/greenlion_global)**

Instagram: **[@greenlion_global](https://www.instagram.com/greenlion_global)**