

PORODO



Porodo Gaming

—Freezing Semiconductor—
—MagSafe Mobile Cooling—

SKU: PDX630

Table of Contents

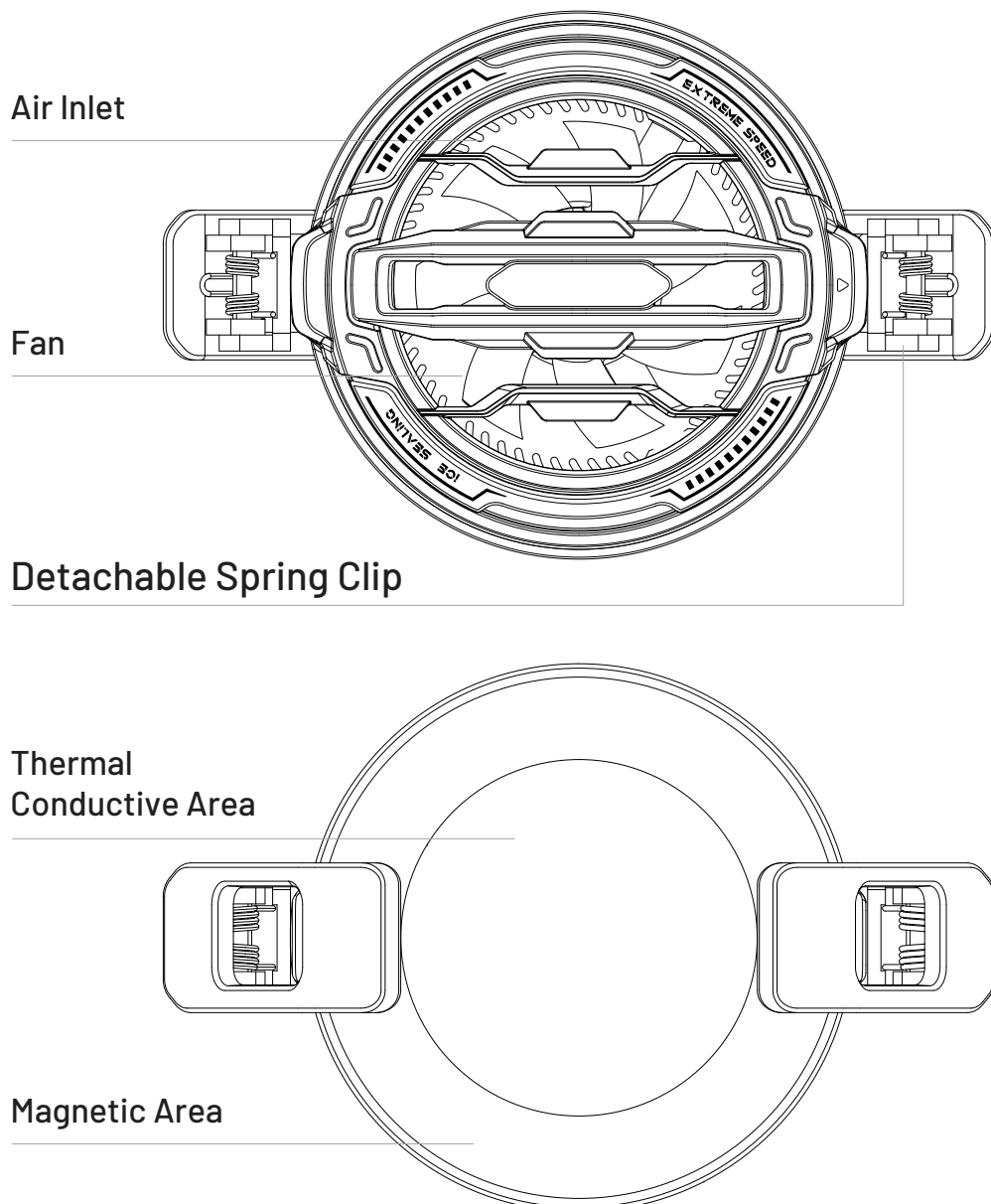
Features	2
Product Overview	2
Usage Instructions	3
1. Installing without Spring Clip	3
2. Installing with Spring Clip	3
3. Install with Magnetic Plate	4
Specifications	4
Safety Precautions	5
Warranty	6
Contact Us	6

Before installing and using the product, please carefully read this User Manual to guarantee correct usage and keep it secure for future reference.

Features

1. Ensures optimal cooling performance to prevent your phone from overheating.
2. Operates at 4400 RPM for rapid cooling and enhanced airflow.
3. Adds a stylish and customizable lighting effect to your device.
4. The detachable front cover allows for easy cleaning and maintenance of the cooling device.
5. The removable and rotating clips provides versatile mounting options to securely attach the cooler to your phone.

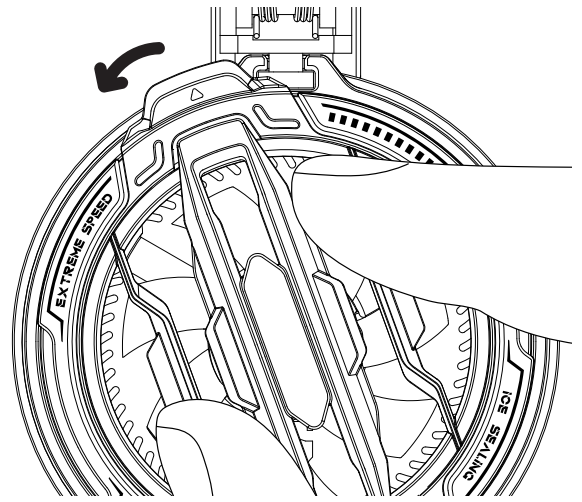
Product Overview



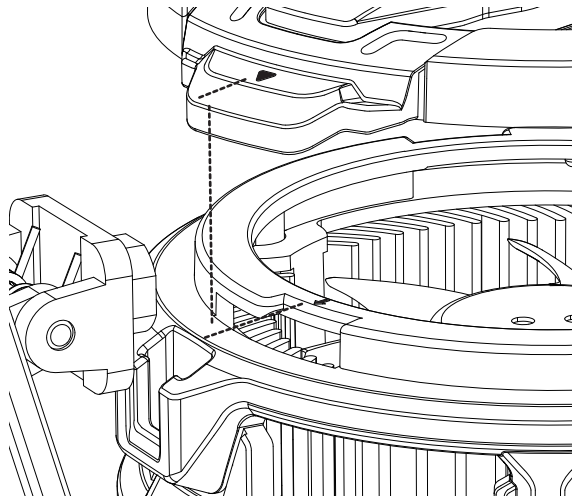
Usage Instructions

1. Installing without Spring Clip

Rotate the plastic shell counterclockwise as illustrated in the diagram to open the case and remove the spring clip.



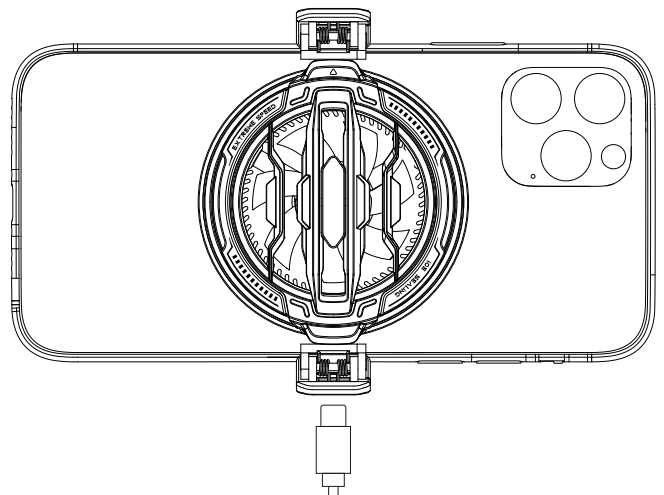
The installation process is the same as the removal method. When reinstalling, ensure that the triangle on the outer shell aligns with the arrow on the inner shell. Rotate clockwise to achieve a perfectly closed state.



2. Installing with Spring Clip

A. Install the Phone Cooler:

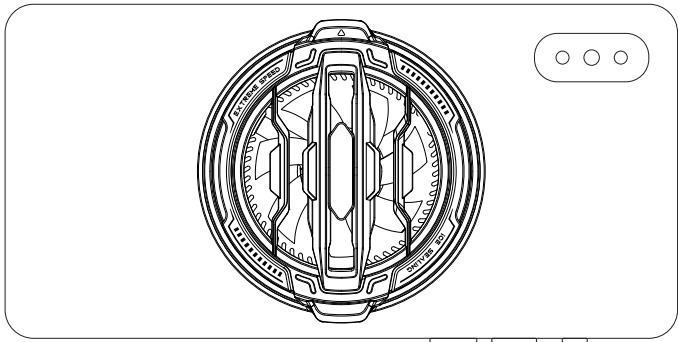
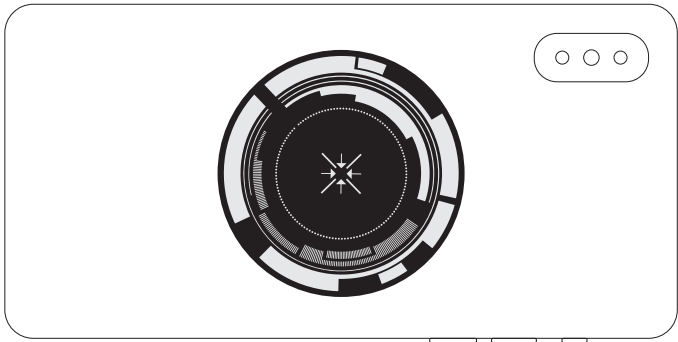
Press the spring clips at both ends of the cooling back clip. Place your mobile phone within, adjusting it to ensure that the cooling surface snugly fits the back of your mobile phone.



B. Turn on the Phone Cooler:

Insert the charging cable with a Type-C connector into the Type-C input interface at the bottom of the phone cooler. When the ambient lights illuminate and the fan begins rotating, the phone cooler is operational.

3. Install with Magnetic Plate



Attach it to the area on your mobile phone that requires heat dissipation. This helps to absorb heat from other phones.

Specifications

Product Name	Porodo Gaming Freezing Semiconductor MagSafe Mobile Cooling
SKU	PDX630
Input	5V/3A
Wireless Output	15W
Fan Speed	4400 RPM
Weight	68g
Dimensions	62×65×26mm
Conenction Ty	Type-C
Mount Method	MagSafe, Spring Clip

Safety Precautions

Thoroughly review all the safety information before operating your device.

- 1.** Disconnect the adapter when you finish using the device to ensure safety and conserve energy.
- 2.** Do not insert fingers or any other objects into the air inlet as this could damage the device. Ensure that both the air inlet and outlet remain unblocked while the device is active to facilitate effective heat dissipation.
- 3.** Ensure the air inlet and outlet remain unobstructed while the device is operational to prevent impaired heat dissipation and reduced cooling efficiency.
- 4.** This device may interfere with medical equipment, such as heart pacemakers. Maintain at least a 15cm distance between your mobile device and a pacemaker to prevent potential interference.
- 5.** Individuals with pacemakers should not carry the device in their shirt pocket or close to their heart to avoid health risks.
- 6.** To maintain optimal cooling performance, keep the air pathways clear to prevent heat build-up.
- 7.** Do NOT dispose of this product as common household waste to prevent harm to the environment and human health.

Warranty

Products that you buy directly from our **Porodo** website or shop come with a 24-month warranty.

When you buy **Porodo** products from any of our approved sellers, you only get a 12-month warranty. If you want to extend this warranty, go to our website at **porodo.net/warranty** and fill out the form with your information. Don't forget to upload a picture of the product too. After we've checked and accepted your request, we'll send you an email to confirm that your product's warranty has been extended.

For more info, please check:
porodo.net/warranty

Contact Us

If you have any questions about this Privacy Policy, please contact us at:
info@porodo.net

Website: **porodo.net**

Service Support: **support@porodo.net**

Instagram: **porodo**