

porodo



Porodo

Jewels Smart Ring Health Tracker

SKU: PD-SLRT

Table of Contents

Features	2
Functions	2
App Connectivity	2
Specifications	3
Wearing	4
Charging	4
Precautions	5
Warranty	6
Contact Us	6

Before using the product, please thoroughly read this User Manual to ensure proper usage and retain it for future reference. Note that this product is not a medical device, and the results provided by this device are intended for reference purposes only.

Features

- 1. Featuring a brilliant jewel, this piece exudes luxury and nobility yet comfortable to wear.
- 2. Offers around-the-clock health monitoring, including sleep management and quality assessment, alongside daily sports and fitness analysis.
- 3. Designed to be fully waterproof with an IP68 rating, it is suitable for activities such as diving, swimming, washing, and bathing.

Functions

1. Sleep Monitor	7. Menstrual Cycle
2. Body Temperature	8. Daily Fitness
3. Heart Rate	9. Pedometer
4. SpO2	10. Distance
5. HRV	11. Calorie
6. Body Recovery	12. Sports Mode

App Connectivity

- 1. Scan the QR code to download the app, or search for "AIZO RING" in the App Store or Google Play Store.
- 2. Place the ring on the charging cable connected to a power source, and it will automatically activate.



- Note:** To preserve battery life, ensure the ring is always placed on the charging cable when not in use.
- 3. Launch the "AIZO RING" app, select the 'Add Ring' button on either the Status or Smart page to enter the pairing interface, and initiate the search for Bluetooth rings.

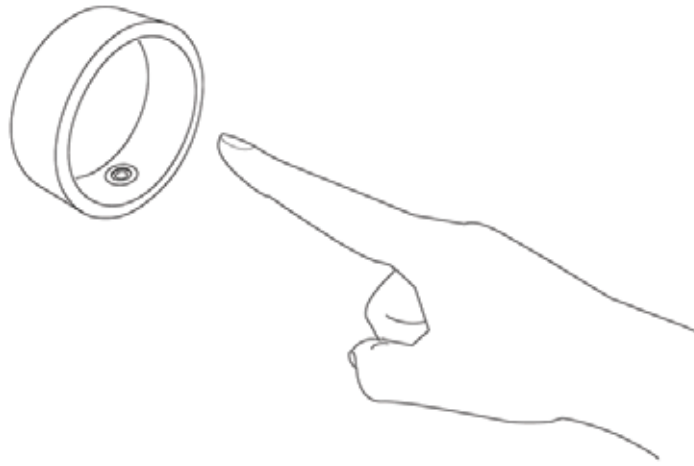
4. Locate and select the purchased product from the list of devices and tap on "Add a Device". If the device does not appear, verify that the charging cable is securely connected and the ring is charged.
5. Allow a few seconds for the app to automatically establish a connection and bind the ring. During this process, the ring will emit a green LED light for five seconds.
6. To disconnect the ring, select "Unbind Ring" in the settings menu of the app. iPhone users must also manually remove or ignore the ring from the list of paired Bluetooth devices in their phone's Bluetooth settings.

Specifications

Product Name	Porodo Jewels Smart Ring Health Tracker
SKU	PD-SLRT
Battery Capacity	16mAh
Battery Type	Lithium Polymer
App Name	AIZO RING
Compatible OS	Android 5.0+, iOS9.0+
Sensors	Temperature Sensor, Acceleration Sensor, Heart Rate Sensor
Usage Time	4-6 Days
Standby Time	25 Days
Recharge Time	<1.5h
Sport Modes	Walking, Running, Riding
Ring Material	Anti-Bacterial Stainless Steel
Operating Temperature	-20°C to 50°C
Charging Temperature	0°C to 40 °C
Storage Temperature	-30°C to 70 °C
Working Humidity	10 % -90 % RH (Non-Condensation)
Waterproof	IP68
Certifications	FCC, CE, ROHS, REACH, SRRC, MSDS, UN38.3
Weight	5.6g

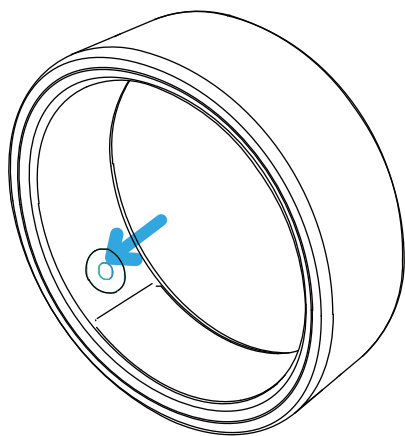
Wearing

1. To utilize the ring effectively, ensure that the touch sensor is correctly positioned on your finger.
2. The ring should be worn on the index finger with the sensor area facing inward.
3. For optimal comfort and functionality, align the upper end of the touch area with the middle line on the side of the index finger.

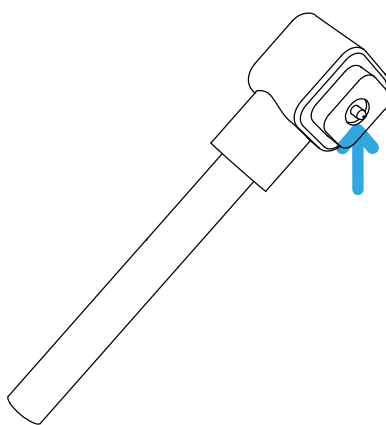


Charging

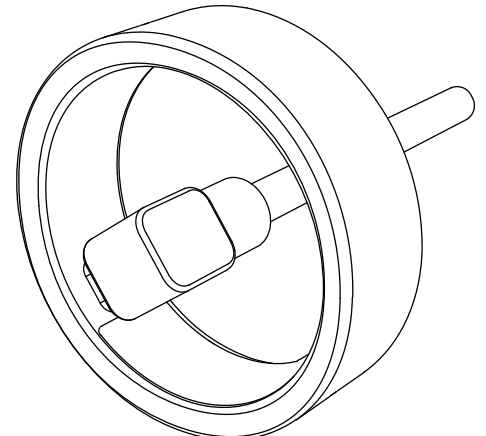
1. Attach the charging cable to the USB port and properly align the ring's magnet with the charging cable as shown.
2. A flashing red light on the ring signifies that charging is currently in progress, whereas a flashing green light indicates that the battery is fully charged.
3. If the ring has been charged and the indicator light remains off, inspect the charging contact areas between the ring and the charger for any debris, and cleanse them thoroughly before resuming charging.



The charging
contact



Charging cable's
contact area



The charger is aligned
with the charging area
of the smart watch.

Precautions

- 1.** The ring is equipped with a built-in battery that is NOT replaceable. Please refrain from disassembling or modifying the battery.
- 2.** Avoid exposing the ring to high temperatures or placing it near heat-generating devices, such as heaters, microwave ovens, etc.
- 3.** Do NOT throw the ring into fire.
- 4.** Ensure that children and pets do not play with the ring to prevent the risk of swallowing it or sustaining injuries.
- 5.** Some individuals may experience allergic reactions to materials such as plastic or stainless steel. Symptoms of prolonged contact may include redness, swelling, and inflammation. If you have similar conditions, please discontinue use and consult a physician.
- 6.** The radio waves emitted by this device may disrupt the normal functioning of implanted medical devices or personal medical equipment, including pacemakers and hearing aids. Please consult the support team of any devices that could be affected by the use of this smart ring.
- 7.** Do not discard the device and its accessories as ordinary household trash. Please comply with local regulations for the appropriate disposal of these items and support recycling efforts.

Warranty

Products that you buy directly from our **Porodo** website or shop come with a 24-month warranty.

When you buy **Porodo** products from any of our approved sellers, you only get a 12-month warranty. If you want to extend this warranty, go to our website at **<https://porodo.net/warranty>** and fill out the form with your information. Don't forget to upload a picture of the product too. After we've checked and accepted your request, we'll send you an email to confirm that your product's warranty has been extended.

For more info, please check:

<https://www.porodo.net/warranty>

Contact Us

If you have any questions about this Privacy Policy, please contact us at:

info@porodo.net

Website: **porodo.net**

Service Support: **support@porodo.net**

Instagram: **[porodo](https://www.instagram.com/porodo)**