

PORODO



Porodo

10000mAh Power Bank

Dual Built-In Cables and Fast Charging

SKU: PD-PBFCH044

Table of Contents

Features	2
Maintenance	2
Charging Diagram	3
Compatibility	3
Specifications	4
Charging Instructions	4
A. Computer Connection	4
B. USB Adapter	4
C. Power Bank	5
Precautions	5
Warranty	6
Contact Us	6

Before installing and using the product, please carefully read this User Manual to guarantee correct usage and keep it secure for future reference.

Features

- 1. Intelligent Control System:** This product features multiple protections including charge control, discharge protection, overload protection, and short circuit protection.
- 2. High Compatibility USB Output:** The 5V USB output is designed with ultra-high compatibility, adhering to international standards. It is compatible with USB charging devices across a broad spectrum, including various brands of mobile phones (such as iPhone, Samsung Galaxy), tablets like the iPad, handheld gaming devices (PSP, Nintendo DS), MP3/MP4 players, GPS units, Bluetooth devices, and digital cameras. This universal compatibility ensures that you can charge nearly any device with ease.
- 3. Convenient Charging:** The included cable is universally compatible with multiple devices, which allows for convenient charging without the need to switch cables.
- 4. Advanced Voltage Input and Protection:** The device supports a wide range of input voltages from DC 4.5V to 20V. It features internal smart chip buck protection, ensuring safety across various current sizes without concern for overcharging or energy wastage.
- 5. LED Indicators:** The unit is equipped with LED indicators for clear and simple power status updates. These indicators provide full charging instructions and signal the battery and power status through easily visible LED lights.

Maintenance

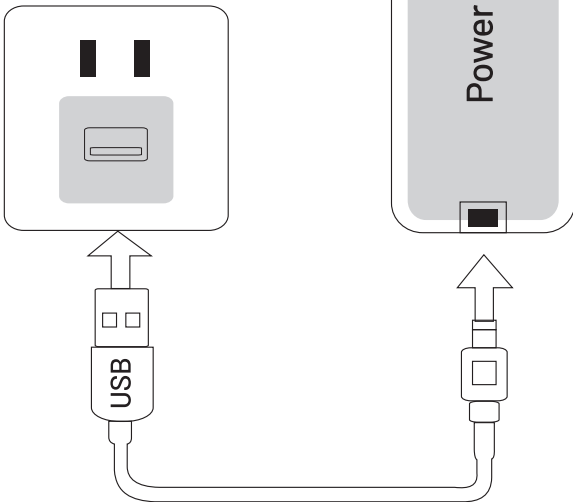
- 1.** The classic elegance and portable design of this product make it easy to maintain. Follow the provided care instructions to ensure durability during extended use.
- 2.** Ensure the product is kept dry at all times. Exposure to rain, moisture, and liquids can corrode electronic components and wiring.
- 3.** Do not expose this product to high temperatures. Excessive heat can shorten the lifespan of electronic devices, lead to battery damage, or cause the plastic components to age prematurely or even explode.

- 4. Avoid dropping or knocking the product. Rough handling may cause damage to the internal electrical circuit boards.
- 5. Do not attempt to disassemble your product. Doing so may void the warranty and can lead to damage.

Charging Diagram

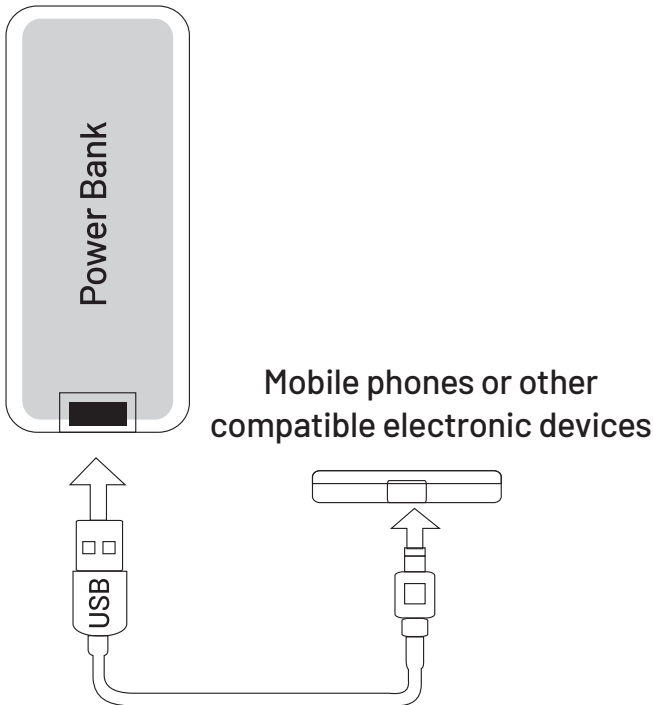
1. Charging by a power outlet

Power adapter is connected to 220-110V AC power outlet



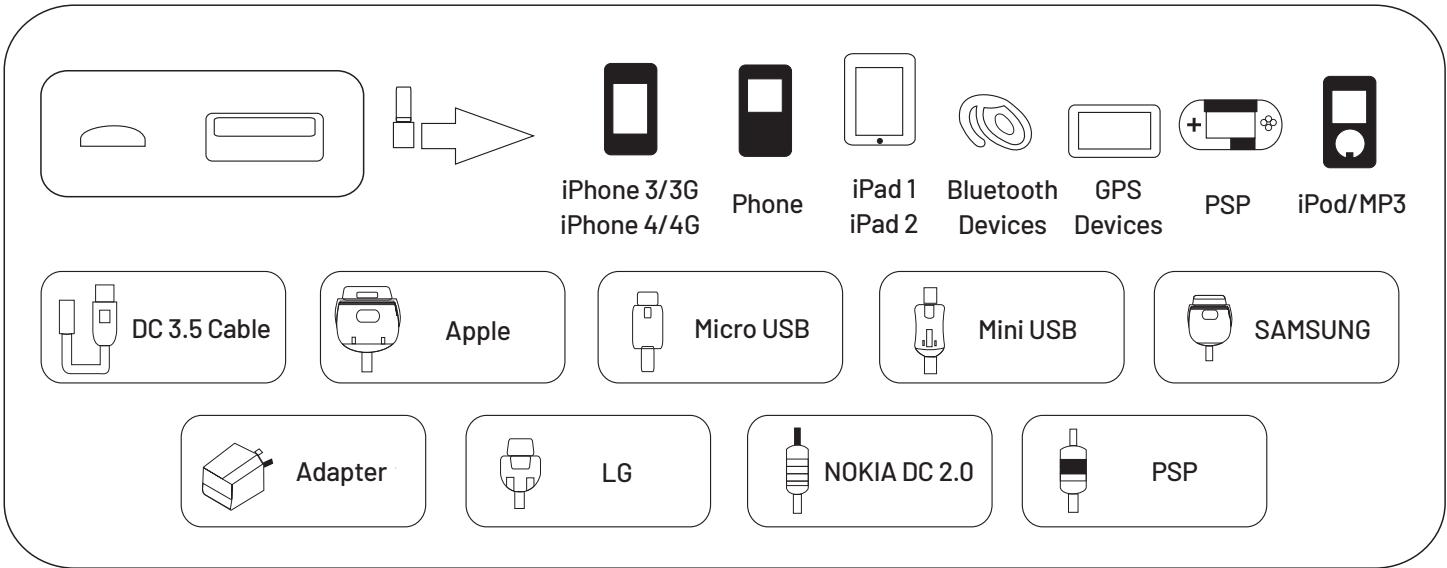
Recharge you portable device.

2. Charging using a power bank



Charge your phone and other devices.

Compatibility



Specifications

Product Name	Porodo 10000mAh Power Bank Dual Built-In Cables and Fast Charging
SKU	PD-PBFCH044
Battery Capacity	10000mAh
Type-C Input	5V3A, 9V/2A, 12V/1.5A
Type-C Output	5V/3A, 9V/2.22A, 12V/1.67A, 20W
USB-A Output	5V/3A, 9V/2A, 10V/2.25A, 12V/1.5A, 22.5W
Built-in Type-C Output	5V/3A, 9V/2A, 10V/2.25A, 12V/1.5A, 22.5W
Built-in Lightning Output	5V/2.1A, 10W Max
Product Dimension	112×53×26mm

Charging Instructions

A. Computer Connection

1. Disconnect any accessories attached to the product.
2. Connect one end of the charging cable to the DC-IN port on the product.
3. Connect the other end of the cable to the USB port on your computer.
4. The indicator light will flash while the product is charging and will remain lit or stop flashing once fully charged.

B. USB Adapter

1. Remove any accessories connected to the product.
2. Connect one end of the charging cable to the DC-IN port on the product.

3. Connect the other end of the cable to a USB adapter plugged into a power source (DC5V).
4. The charging lights will flash during charging and become steady when the battery is fully charged.

C. Power Bank

1. Use a portable power bank to charge mobile phones and other digital devices with a DC-5V input requirement.
2. Ensure you select the correct charging cable and connect it first to the device and then to the power bank.
3. Always use the appropriate charging and discharging interface on your device; different devices may require different adapters.

Precautions

1. Ensure this product is fully charged before first use. The indicator lights should remain on for 20 minutes.
2. When operating this device, please open the screen of the electronic device. Ensure the charging connector is correctly attached to guarantee that the product is functioning properly.
3. If the blue power indicator turns off, it signals that the battery is low and the device needs to be charged.
4. Once the product is fully charged, disconnect the output cable to prevent unnecessary power loss.

Notes

1. The Control System incorporates the following protection measures: Charging control, Discharge protection, Overload protection, and Short circuit protection.
2. Compatible with the USB charging device, this system supports any brand of mobile phone, handheld devices, PSP, N-DSI, NDSL game consoles, MP3/MP4, GPS Bluetooth, and tablet computers, digital cameras, and more. It offers the freedom to charge.
3. As long as the input voltage is between DC 4.5V-20V, regardless of the current size, it can be directly connected to the mobile power source. Charge without having to worry about charging and electrical security concerns.

4. LED Indicators provides information about Input charging full instructions, Output power, and Battery level.

Warranty

Products that you buy directly from our **Porodo** website or shop come with a 24-month warranty.

When you buy **Porodo** products from any of our approved sellers, you only get a 12-month warranty. If you want to extend this warranty, go to our website at [**https://porodo.net/warranty**](https://porodo.net/warranty) and fill out the form with your information. Don't forget to upload a picture of the product too. After we've checked and accepted your request, we'll send you an email to confirm that your product's warranty has been extended.

For more info, please check:

[**https://www.porodo.net/warranty**](https://www.porodo.net/warranty)

Contact Us

If you have any questions about this Privacy Policy, please contact us at:

info@porodo.net

Website: **porodo.net**

Service Support: **support@porodo.net**

Instagram: **porodo**