



Porodo Soundtec

**AQUA BLAST Floating
Wireless Speaker 100W**

SKU: PD-STDISCO-OG

Table of Contents

Features	2
Safety Warning	2
Product Overview	3
Control Panel Instructions	3
Button Instructions	4
Specifications	5
Warranty	6
Contact Us	6

Thank You for Choosing Our Product. We appreciate your decision to select our swimming pool floating speaker. This product meets IP67 standards, making it ideal for both swimming pool parties and outdoor use. Please thoroughly read the enclosed manual and retain it for future reference.

Features

1. Delivers robust and powerful sound performance with a maximum output of 100 watts, ensuring high-quality audio that fills any space.
2. Features dynamic lighting that reacts to the music, creating an immersive audio-visual experience.
3. Includes a Micro SD card slot allowing you to play music directly from a memory card.
4. Certified with an IPX7 rating, making it fully water-resistant.
5. Equipped with a long-lasting battery that provides up to 13 hours of playtime on a single charge.


Safety Warning

A. General Guidelines

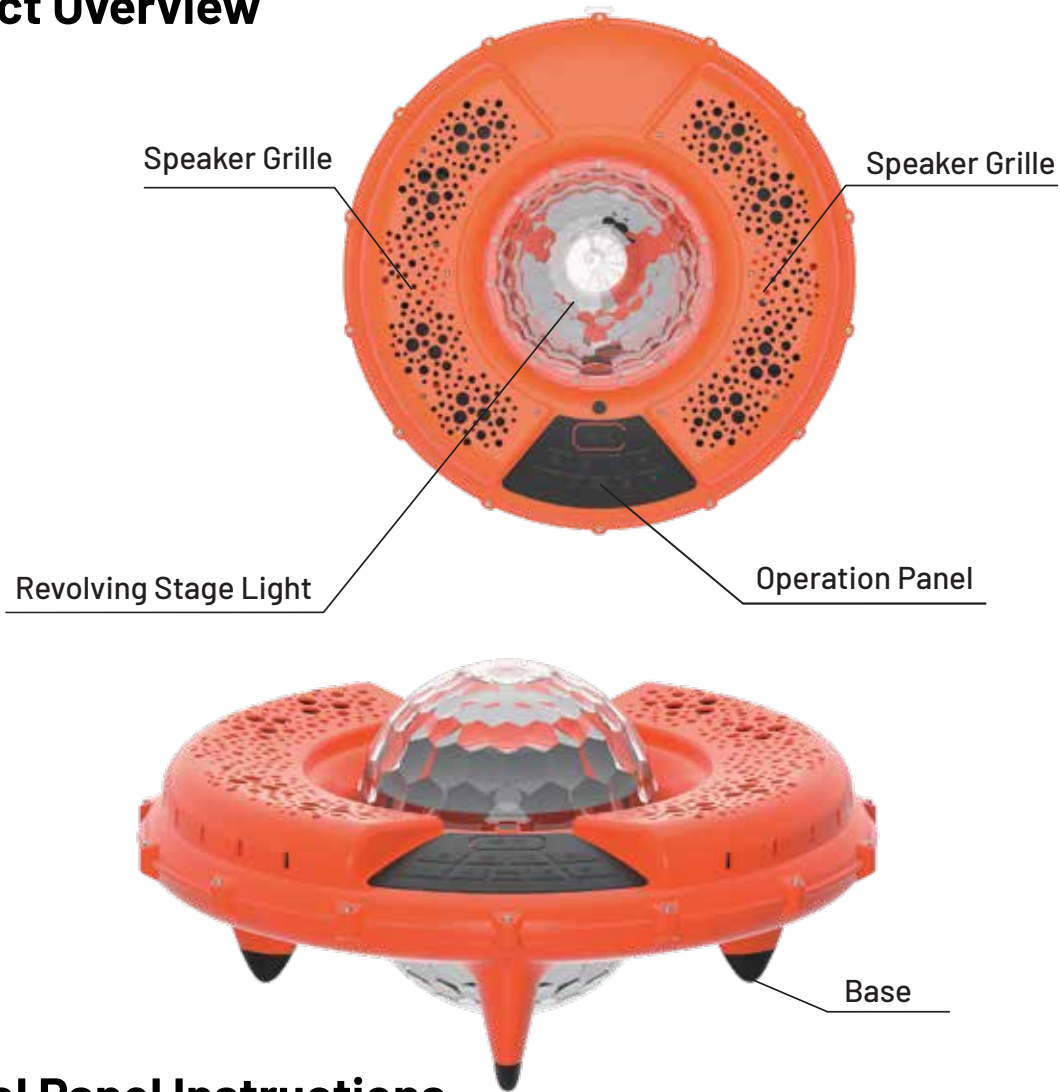
1. Please read the safety instructions carefully and keep them for future reference.
2. Keep this product out of the reach of children.
3. Prevent the product from falling to avoid damage.
4. For products containing lithium batteries, avoid exposure to heat sources and never dispose of them in fire.
5. Ensure that electrical outlets are grounded before use to prevent electric shock.

B. Waterproof Precautions

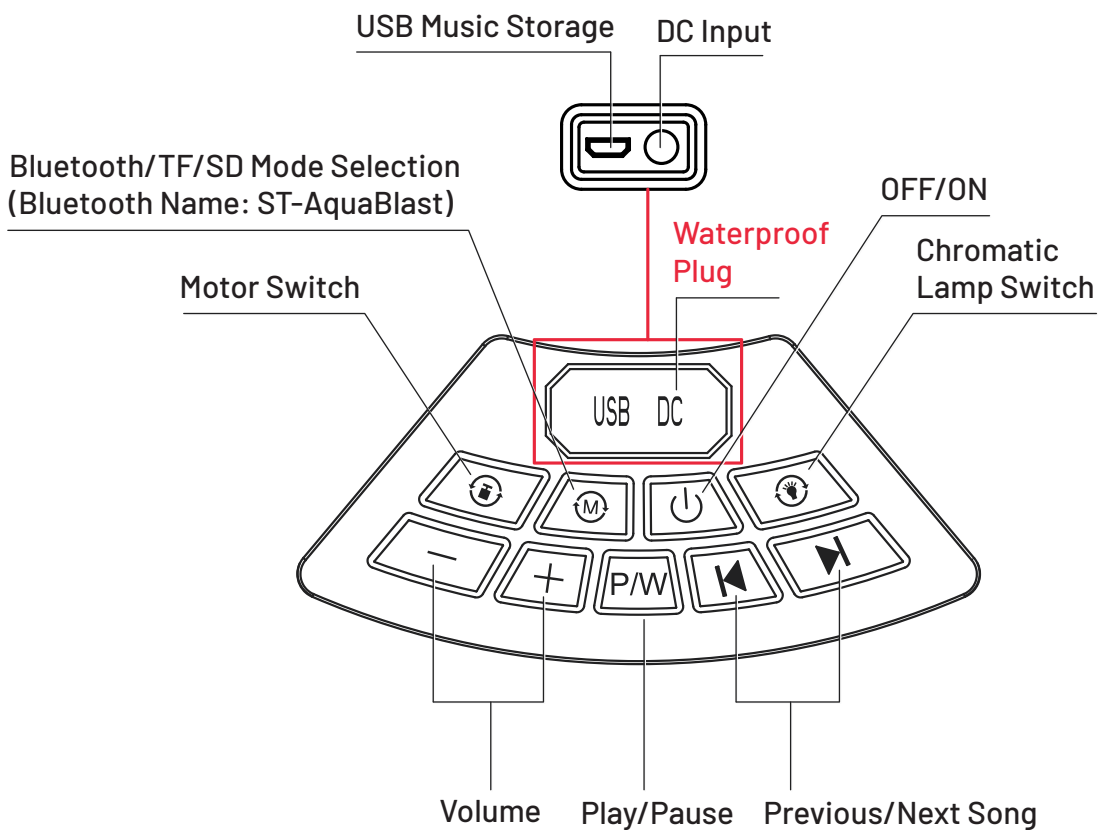
Confirm that the waterproof plug is securely in place before immersing the product in water.



Product Overview



Control Panel Instructions



Button Instructions

A. Button Functions

⏻ Power: Long press to turn the speaker on or off.

P/W Play/Pause: Press to toggle play or pause.

⬆ Volume Up: Press to increase the volume.

⬇ Volume Down: Press to decrease the volume.

Ⓜ Mode Selection: Press to switch between Bluetooth mode and TF/SD mode.

⚙ Motor Control: Press to start or stop the motor.

💡 Chromatic Lamp Switch: Press to toggle the lamp.

B. Playing Music

1. Bluetooth Mode: To connect your device to the speaker by Bluetooth follow these steps:

1.1 Enable Bluetooth connection on your device.

1.2 Cycle through speaker's play modes to activate Bluetooth mode.

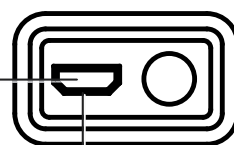
1.3 In the list of devices available for connection, choose the speaker named "ST-AquaBlast" and tap to connect.

2. TF/SD Mode: Press the Mode button Ⓜ to switch to TF/SD mode.

3. Control Playback: Use the Play/Pause button P/W to control playback.

C. Data Transmission


Connection: Pull out the waterproof plug and connect the speaker to the computer to transfer music.



USB Music Storage

D. Charging

- 1. Remove the waterproof plug and connect the DC adapter to charge the device.
- 2. The red light will illuminate to indicate charging is in progress.



Specifications

Product Name	Porodo Soundtec AQUA BLAST Floating Wireless Speaker 100W
SKU	PD-STDISCO-OG
Battery	2400mAh 3.7V
DC Input	DC 19V / 1.5A
Base Speaker	4 ×66mm Woofers, 25W each, 8Ω
Treble Speaker	2 ×30mm Tweeters, 10W each, 4Ω
Standard	IP67
Charging Time	5h
Play Time	6h (at 100 % volume), 13h (at 50 % volume)
Transmission	10m
Sound Diaphragm	4 ×66mm
Net Weight	2.96kg
Dimensions	Φ370×167mm
Bluetooth Version	V5.4
Bluetooth Name	ST-AquaBlast
Light	Chromatic Lamp
Material	ABS

Warranty

Products that you buy directly from our **Porodo** website or shop come with a 24-month warranty.

When you buy **Porodo** products from any of our approved sellers, you only get a 12-month warranty. If you want to extend this warranty, go to our website at **<https://porodo.net/warranty>** and fill out the form with your information. Don't forget to upload a picture of the product too. After we've checked and accepted your request, we'll send you an email to confirm that your product's warranty has been extended.

For more info, please check:

<https://www.porodo.net/warranty>

Contact Us

If you have any questions about this Privacy Policy, please contact us at:

info@porodo.net

Website: **porodo.net**

Service Support: **support@porodo.net**

Instagram: **[porodo](https://www.instagram.com/porodo)**