

porodo



**Porodo**

**LifeStyle Rechargeable LED Display**

**Reciprocating Shaver 14500mAh**

SKU: PD-LSRSHAV-BK

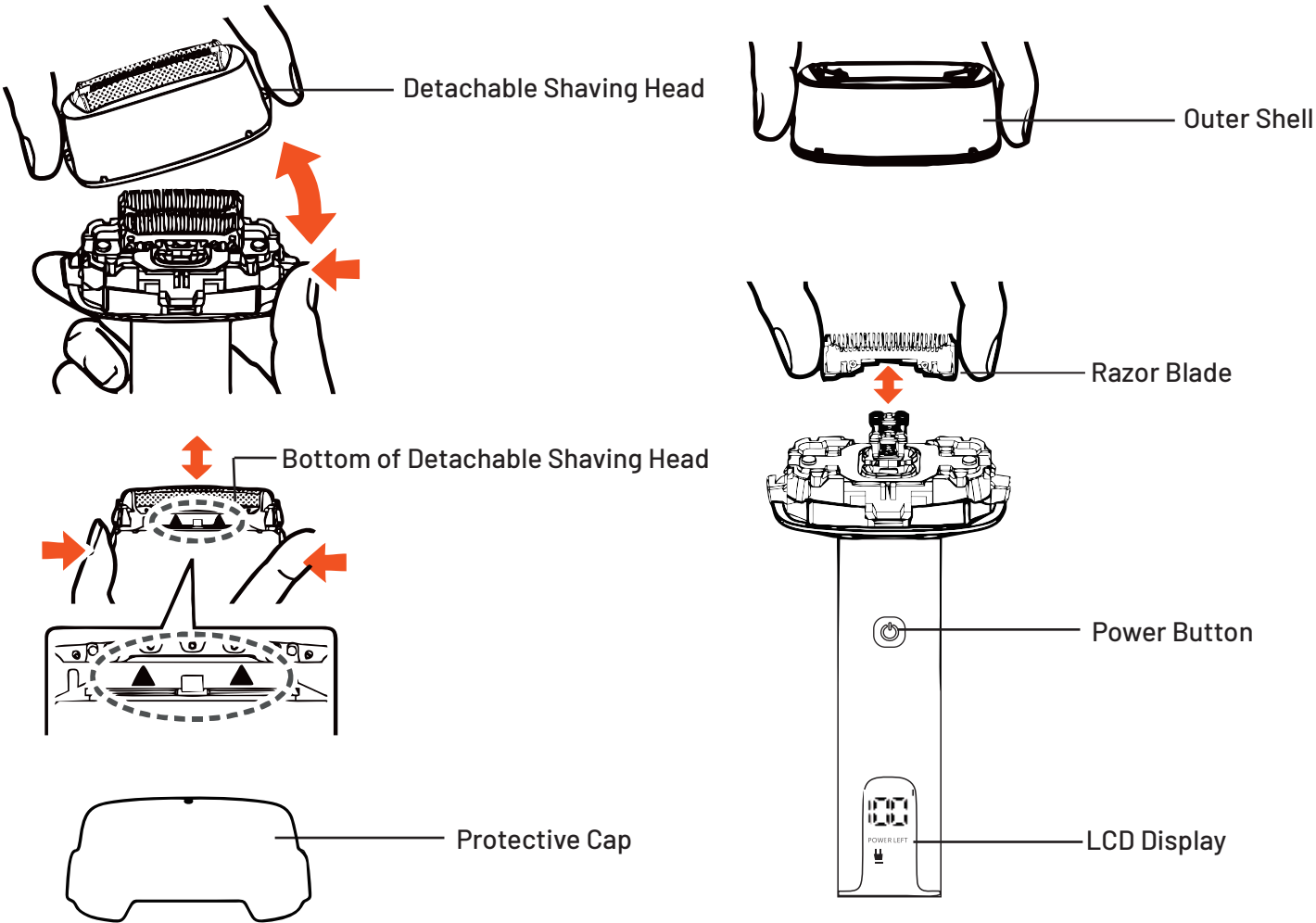


# Table of Contents

Schematic View.....	2
Specifications.....	2
Screen Guideline.....	3
Safety Precautions.....	3
Cleaning and Maintenance.....	4
Warning.....	5
Warranty.....	6
Contact Us.....	6

Before installing and using the product, please carefully read this User Manual to guarantee correct usage and keep it secure for future reference.

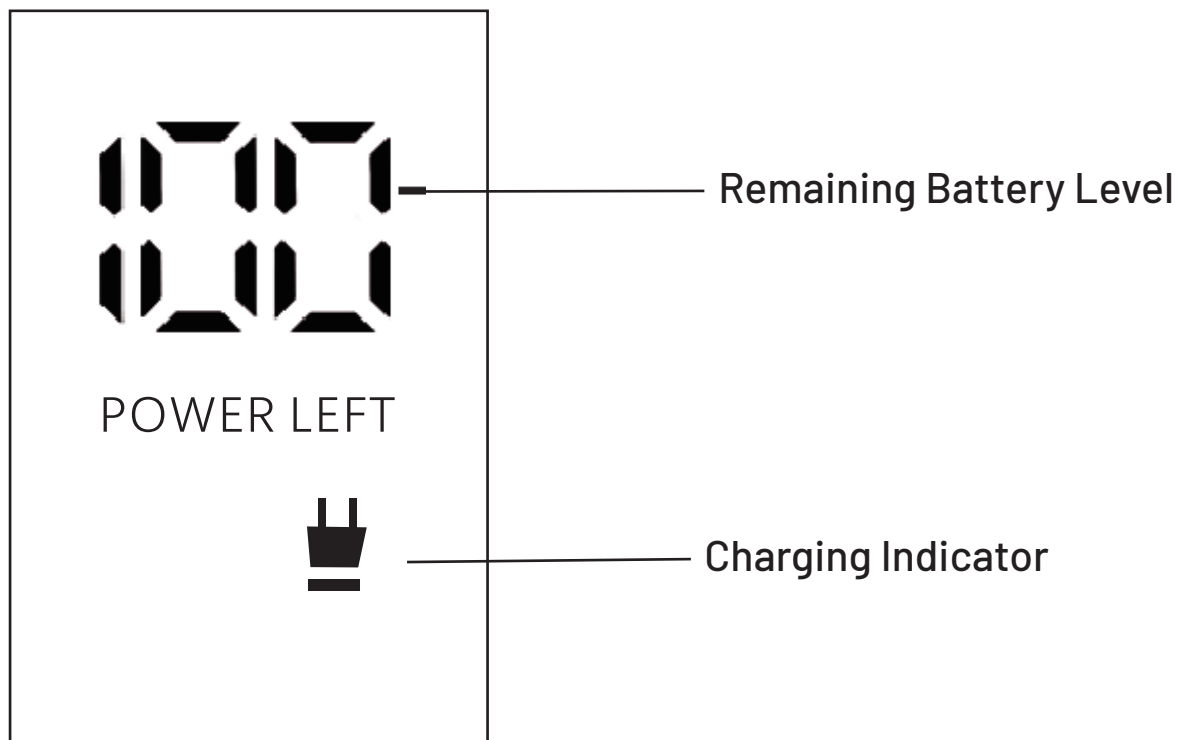
## Schematic View



## Specifications

Voltage	100-240V
Power	5W
Input	5V=1A
Charging time (approx.)	2.5hr
Usage time (approx.)	60min
Waterproof	IPX5

## Screen Guideline



### 1. Remaining Battery Level

The display indicates the remaining battery power, such as '99 %' to represent 99 % remaining power.

### 2. Charging Indicator

When connected, the charging indicator icon shows the current charged percentage and displays 100 % when the battery is fully charged.

## Safety Precautions

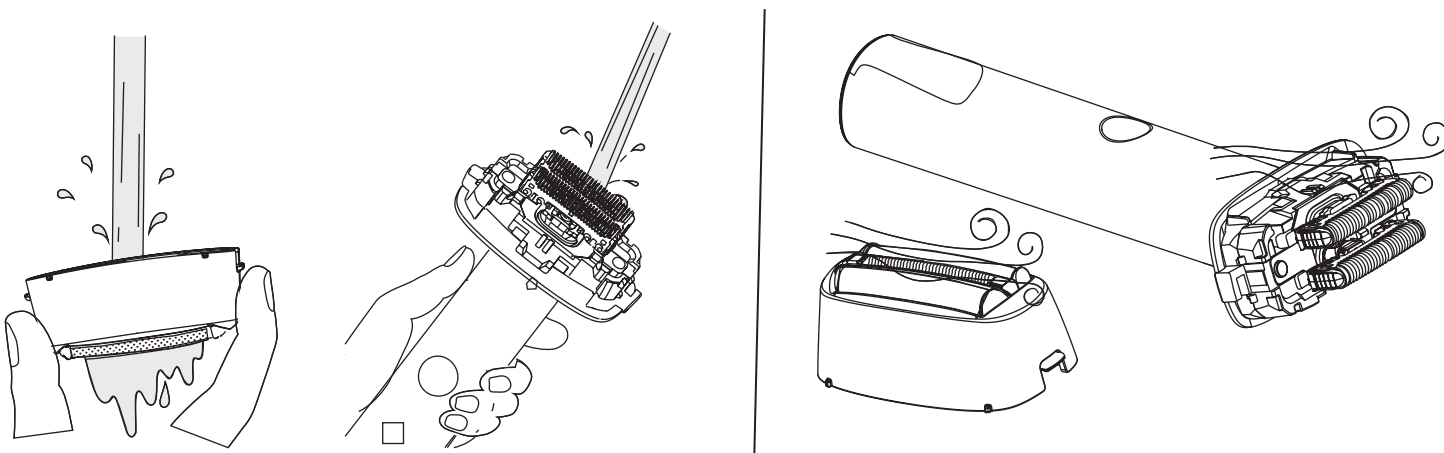
Before using the product, please read the operating instructions carefully and keep the instructions for future reference.

1. Only the cable included with the product should be used.
2. If the cable is damaged, it should be replaced with a new one of the original type to avoid any potential danger.
3. The temperature for the product's charging and storage should not exceed 5°C to 35°C.
4. Keep the charger dry.
5. Unplug the charger before cleaning the shaver with running water. Exercise caution when using hot water and ensure the water is not too hot to prevent hand injuries.



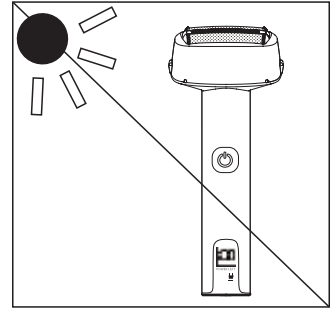
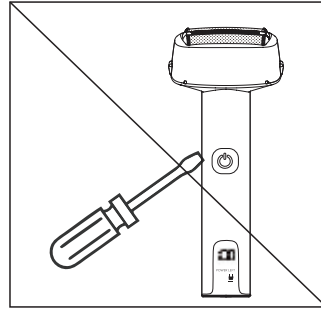
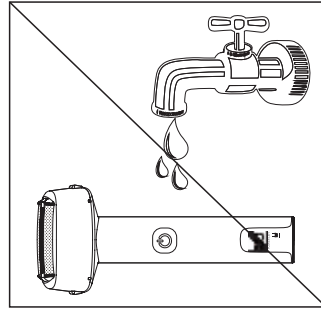
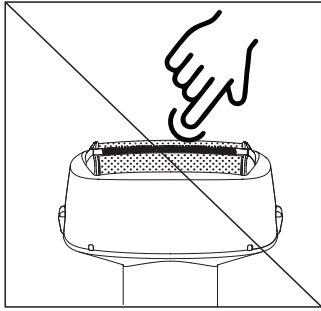
6. The waterproof rating is IPX5. The shaver can be washed but should not be fully submerged in water.
7. This product should not be used by individuals who are physically or mentally impaired, unless they are under the supervision or instruction of a person responsible for their safety.
8. Ensure that children are supervised to prevent access to this product.
9. Your skin may require some time to adjust to the new shaving device.
10. Always attach the protective cover to the razor when traveling to safeguard the head.
11. Store the product out of reach of children. Ensure the product is powered off before charging. It is advisable not to leave the product connected to the power supply for more than 24 hours.

## Cleaning and Maintenance



1. Detach the cutting head from the shaver and rinse the blades under running water to remove any debris. Ensure thorough cleaning using the provided brush to eliminate any hair residues.
  2. Once cleaned, allow the shaver to air dry in a cool, well-ventilated area to ensure all moisture is completely removed.
  3. Avoid immersing the shaver in hot or boiling water when cleaning, as this could lead to a decrease in power and potentially damage the product.
- Warning:** The shaving head is designed to be cleaned using water. However, the body of the shaver is only resistant to splashes of domestic water and should not be submerged.

## Warning



- 1.** The outer blade (net) is extremely sharp; avoid applying pressure with bare hands.
- 2.** Immersing the shaver in water or using it while bathing could lead to malfunctions.
- 3.** Before disassembling the product, ensure it is powered off and the charging cable is disconnected.
- 4.** Avoid storing the shaver in direct sunlight or in environments with extreme temperatures or high humidity. Additionally, refrain from cleaning the shaver with chemical agents.
- 5.** When disposing of the shaver, first remove the battery from the unit and take it to a recycling center designated by the government.
- 6.** Prior to use, inspect the condition of the cutter head and net. Do not operate the shaver if the cutter head is damaged or deformed, to prevent the risk of skin injury.

## **Warranty**

Products that you buy directly from our **Porodo** website or shop come with a 24-month warranty.

When you buy **Porodo** products from any of our approved sellers, you only get a 12-month warranty. If you want to extend this warranty, go to our website at **<https://porodo.net/warranty>** and fill out the form with your information. Don't forget to upload a picture of the product too. After we've checked and accepted your request, we'll send you an email to confirm that your product's warranty has been extended.

For more info, please check:

**<https://www.porodo.net/warranty>**

## **Contact Us**

If you have any questions about this Privacy Policy, please contact us at:

**[info@porodo.net](mailto:info@porodo.net)**

Website: **[porodo.net](https://porodo.net)**

Service Support: **[support@porodo.net](mailto:support@porodo.net)**

Instagram: **[porodo](https://www.instagram.com/porodo)**