



Porodo

**Magnetic Selfie Stick 150cm Extendable
with 3 Leg Tripod and Remote Control**

SKU: PD-MGS150-BK

Table of Contents

Features.....	2
Product Overview.....	2
Portable and Compact Design.....	4
Premium Quality Material.....	4
Versatile Shooting Feature.....	4
Tripod Support.....	7
Bluetooth Connectivity.....	8
Battery Replacement.....	10
Specifications.....	10
Dimensions.....	11
Warranty.....	11
Contact Us.....	11

Before installing and using the product, please carefully read this User Manual to guarantee correct usage and keep it secure for future reference.

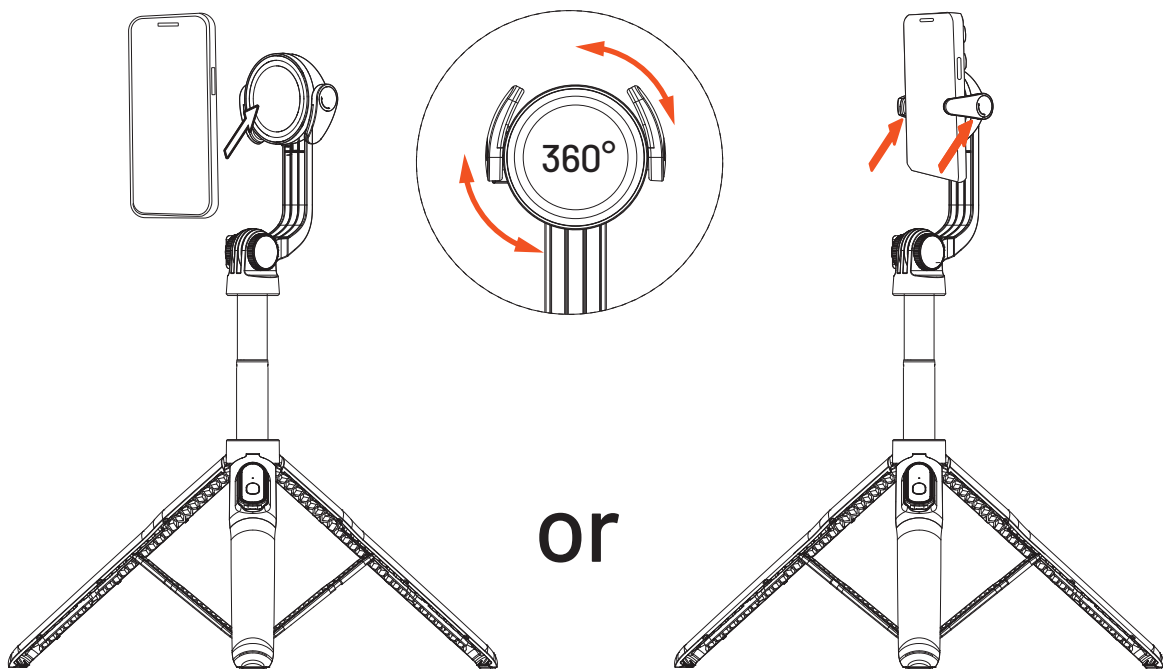
Features

1. Broad-Spectrum Stable Magnetic Suction Tripod.
2. Effortless Access and Positioning.
3. Robust Magnetic Grip.
4. Strengthened Tripod Design.



Product Overview

The phone holder mechanism function in two modes:



Equipped with 16 integrated circular magnets that can withstand a tensile force of 2kg, the magnetic ring on the back of the mobile phone attaches itself automatically to the mobile phone clip. Please note that the magnetic attraction




is specifically designed for mobile phones equipped with a magnetic sheet. The magnetic ring is designed to function in both horizontal and vertical orientations.

For mobile phones without a magnetic sheet, utilize the bracket provided to secure the phone.




Designed for both iOS and Android devices, this mobile phone clip expands from 50 to 85mm. It features an anti-slip silicone surface for added protection of your mobile phone.



A. Foldable Design

The foldable phone grip can extend up to 85mm in width to safely hold the phone, in the absence of a magnetic attachment function.



B. Anti-Slip Silicone

The holder features anti-slip silicone to securely grip and protect your phone.

Portable and Compact Design

The phone holder tripod boasts a portable design. Its compact structure, measuring just 315mm when closed, fits easily into handbags or backpacks, making it an ideal travel companion. With a light net weight of 418g, it ensures effortless transportation without adding bulk to your gear.



Premium Quality Material

Crafted with aviation-grade aluminum alloy, the phone holder's rod promises durability with a precision oxidation process that ensures a sleek finish. The rod stretches smoothly and securely, extending up to 1500mm to capture photos from a wider range of angles and perspectives. Its compact size when closed, at 315mm, makes it a stylish accessory that is easy to carry, ensuring you're always ready for a photo opportunity.



Versatile Shooting Feature

1. Full-Rotation Capability

The holder is designed for complete rotational freedom, offering a full 360-degree rotation to accommodate any viewing angle. It features a front and rear adjustment capability of 220 degrees, ensuring you can find the perfect angle for photography or

videography. With its fore-and-aft adjustment, it provides additional flexibility for positioning your device to your personal preference. The device's adaptable design makes it an ideal accessory for hands-free use, whether you're navigating on the go or setting up for a stable shot.



The connector also offers a complete 360-degree rotation, providing flexibility for optimal device orientation. With a quick adjustment, the hand remote control can be rotated 180 degrees, ensuring the device remains aligned with the bracket for user convenience.



The tripod can be used in both desktop and floor standing modes without the need to adjust the feet. For a change of viewing angle, grasp the connecting screw and pivot the holder head back and forth. The holder is designed to support a full 360-degree rotation, offering panoramic positioning.



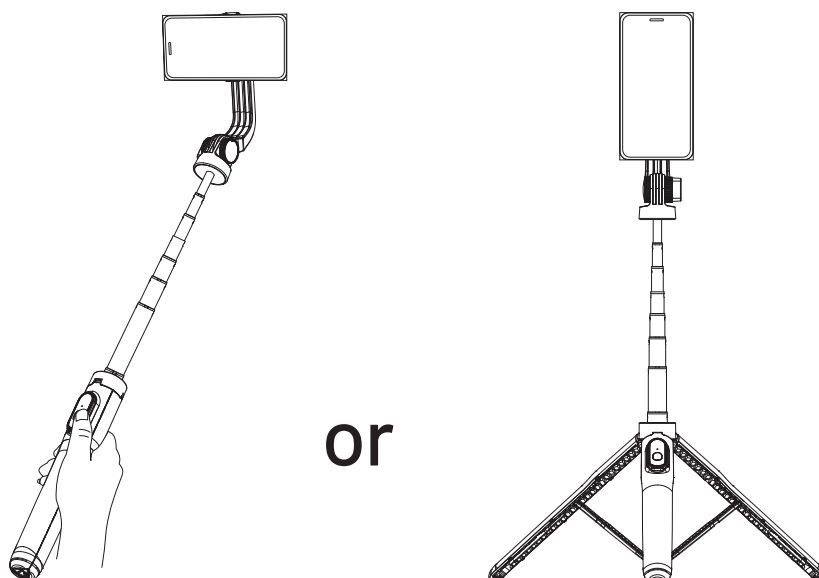
2. Multi-Angle Shooting

Capture life's moments from every angle with the phone holder's multi-angle shooting capability, perfect for dynamic selfie poses and group photos. Effortlessly switch between handheld and tripod setups to record consistent and stable footage for any occasion. Whether you're documenting solo adventures or cherished times with loved ones, this phone holder adapts to all your photography needs.



3. Multi-Mode Mount

This product is versatile, offering the ability to take hand-held self-portraits. It also accommodates tripod-supported video recording or live broadcasting for a stable imaging experience.



Tripod Support

Equipped with anti-slip pads for enhanced stability, this reinforced tripod offers reliable support across various surfaces, including sand, glass, and flooring. The robust construction ensures that the tripod remains stable, even on grassy landscapes, for uninterrupted photography and filming.

1. To Open the Tripod

Grip the connector with one hand while using the other hand to tap the bottom of the tripod against a surface to open it.



2. To Retract the Tripod

Hold the connector with one hand. With the other hand, pull up the tripod from the fixed seat, and the legs will automatically retract.



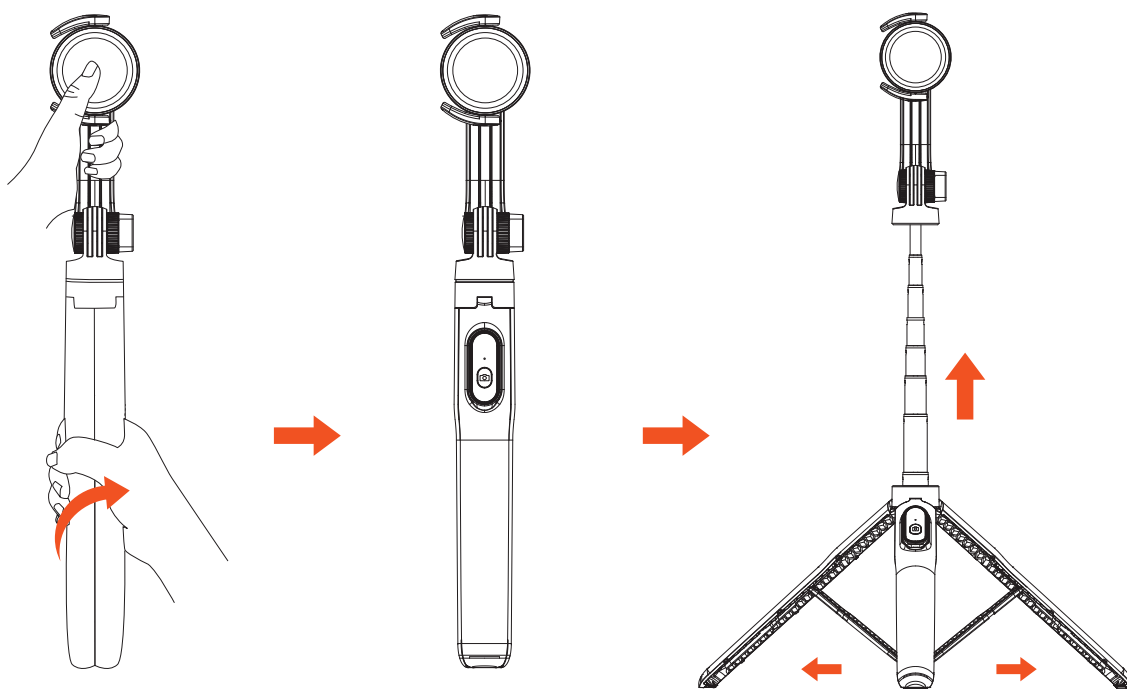
To lock the tripod, place three fingers at the bottom of each leg and press inward towards the center. Ensure that the tripod is fully closed and locked.



Caution: Avoid placing fingers near the closing gaps to prevent injury.

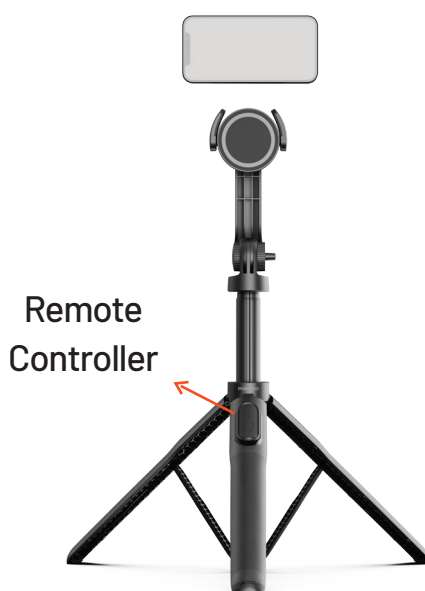
3. Instructions for Use

Unfold the support stand, then rotate the handle by 180 degrees to align the remote control and the stand on the same side. Extend the pull rod upwards, and set the tripod on a level surface to ensure stability.



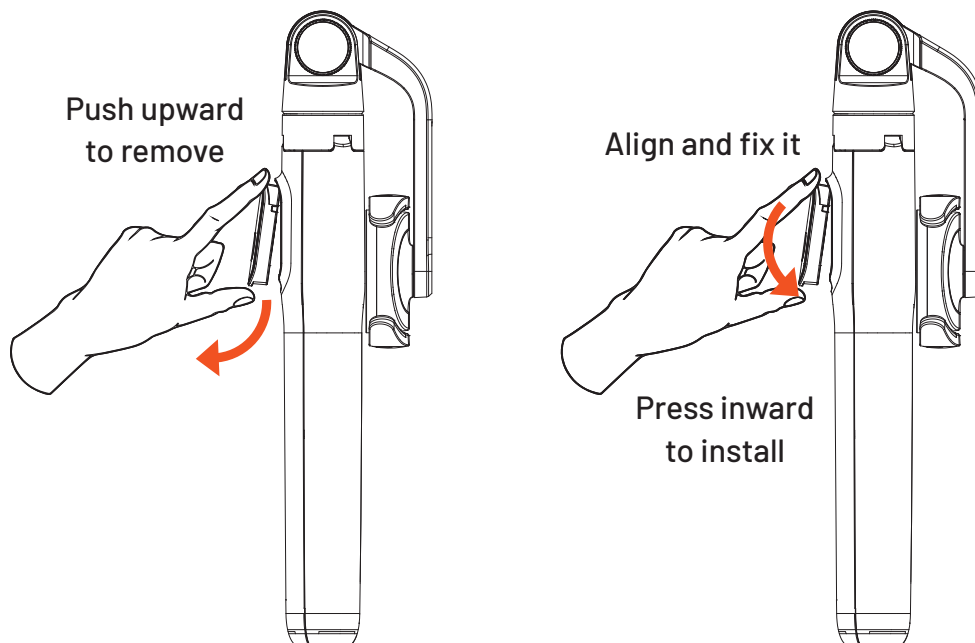
Bluetooth Connectivity

This device offers a remarkable 10-meter range for Bluetooth remote operation, enabling you to capture photos autonomously without the need to request assistance from others.



1. Remove or Install the Remote

To remove the remote control, gently push it upwards as illustrated, then withdraw it from its housing. For installation, ensure that the remote control is oriented correctly, align it with the slot, and then firmly press it inward to secure.



2. Bluetooth Pairing

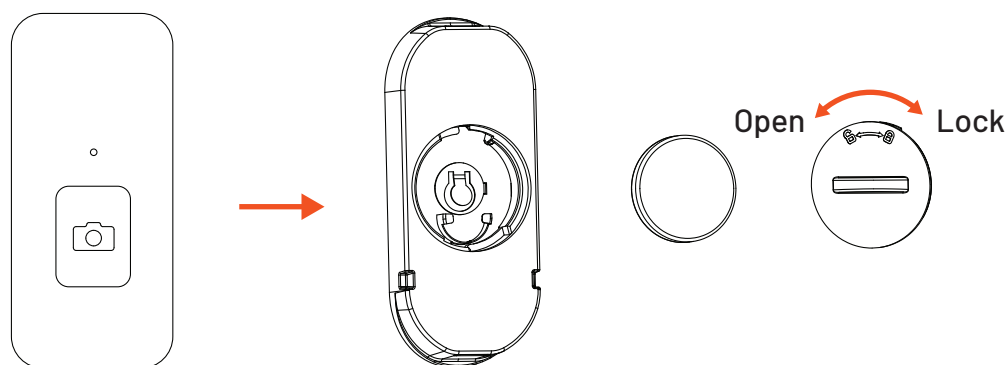
Activate the remote control by pressing and holding the power button for 3 seconds. Next, enable Bluetooth on your phone to begin the search for devices. Select "PD-MGS150" from the list of discovered devices to pair. Once connected, the green indicator light on the remote control will turn off.



Battery Replacement

To replace the battery, detach the back cover of the remote controller. Then, insert a new button battery, type CR1632, ensuring correct polarity.

Note: When using for the first time, remove the back cover of the remote controller and extract the insulator from the battery compartment.



Specifications

Product Name	Porodo Magnetic Selfie Stick
SKU	PD-MGS150-BK
Phone Clamp Distance	50-85mm
Material	ABS+PC+ Aluminum Alloy
Compatible Devices	Android 4.3 and above, iOS 5.0 and above
Weight	418gr
Shrinkage Length	315mm
Stretch Length	1500mm
Phone Clamp Distance	50-85mm
Size	76×80×315mm
Magnetic Coil Size	56×44×2.2mm
Remote Control Battery Parameters	CR120 1632mAh/3V Button Cell

Dimensions



Warranty

Products that you buy directly from our **Porodo** website or shop come with a 24-month warranty.

When you buy **Porodo** products from any of our approved sellers, you only get a 12-month warranty. If you want to extend this warranty, go to our website at <https://porodo.net/warranty> and fill out the form with your information. Don't forget to upload a picture of the product too. After we've checked and accepted your request, we'll send you an email to confirm that your product's warranty has been extended.

For more info, please check:

<https://www.porodo.net/warranty>

Contact Us

If you have any questions about this Privacy Policy, please contact us at:

info@porodo.net

Website: **porodo.net**

Service Support: **support@porodo.net**

Instagram: **porodo**