

porodo



Porodo Lifestyle 850W Kettle

with Digital Display and BS Plug 600ml

SKU: PD-KTLD600

Before using the product, please carefully read this User Manual to guarantee correct usage and keep it secure for future reference.

Safety Precautions

1. Upon unboxing, inspect the product's condition meticulously. Should there be any damage, dirt, or signs of usage, promptly contact customer service. Note that some minor imperfections, such as minor scratches on the protective film or around nozzle areas, are expected due to the shipping process and do not constitute defects.
2. Ensure the plug is completely dry before connecting to an electrical outlet. It's critical to never insert a wet plug into a socket leads to electrocution and is life-threatening.
3. Always handle the power plug with dry hands to prevent the risk of electric shock.
4. For safety, disconnect the product from the power source when not in use or before cleaning.
5. To clean mineral deposits, disconnect the product from the power source first. It is strictly forbidden to clean the product when it is being used.
6. **Warning:** Avoid moving the lid while the contents are boiling.
7. **Warning:** Children should not use products with folding mechanisms.
8. **Warning:** Do not operate folding mechanisms while the product is in use or contains hot liquids.
9. **Warning:** Allow the product to cool down before folding or storing away.

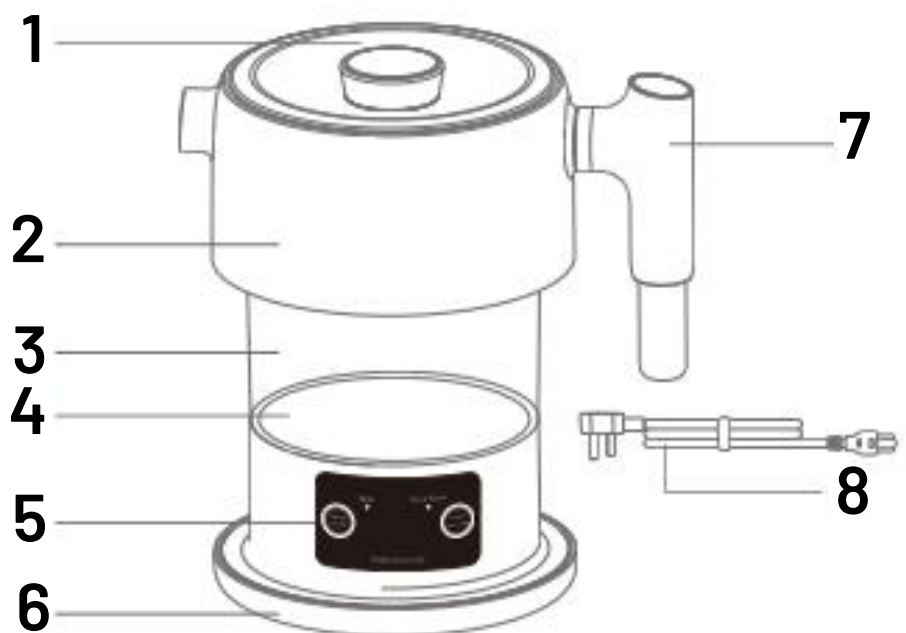
Precautions

1. Avoid overfilling with water to prevent spillage upon boiling. Adhere to the maximum water level indicated on the cup. Overfilling may cause boiling water to eject from the product.
2. Prevent the product from running dry. Should it overheat due to an absence of water, the built-in temperature control will engage to halt heating. For safety, disconnect the power and allow the product to cool before subsequent use.
3. Any initial odor from the product is typical and will dissipate after two or three uses.
4. Do not submerge the base in water or any other liquids; the product is not designed for immersion cleaning.

Schematic View of Porodo Kettle

The schematic diagram and assembly of the product are as follows:

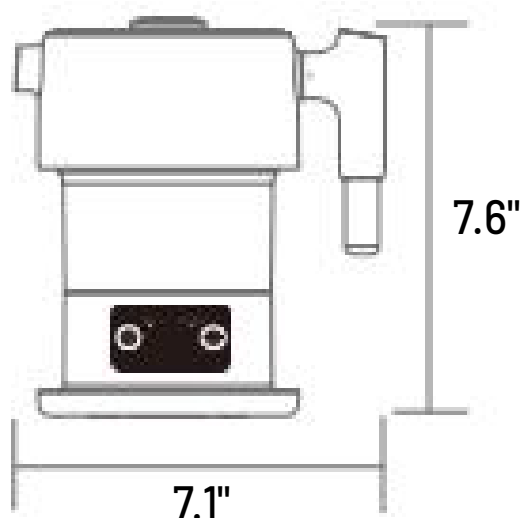
1. Lid
2. Housing
3. Body
4. Heater
5. LCD
6. Base
7. Handle
8. Power Cord



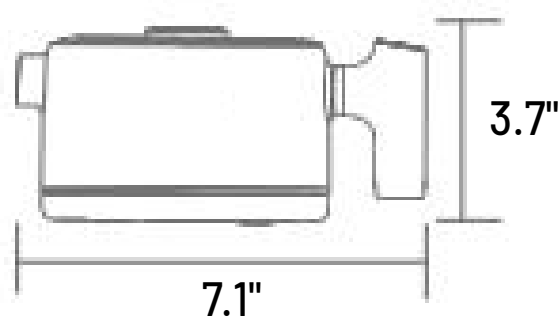
Specification

Model	PD-KTLD600
Voltage	220 V
Power	850-245 W
Frequency	60-50 Hz
Capacity	600 ml

Dimensions

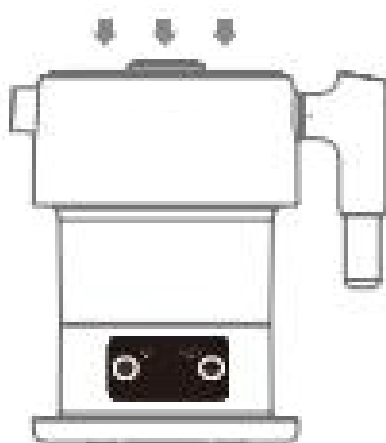


Before folding the handle

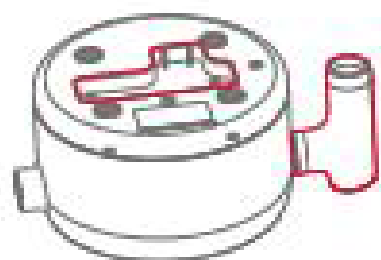


After holding the handle

Storage Method



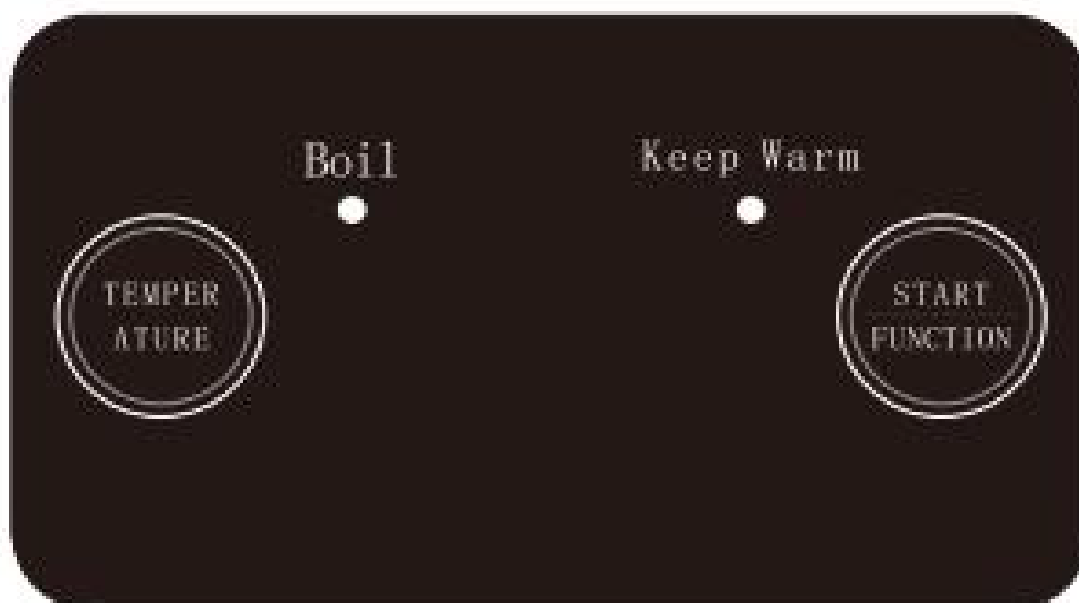
Push down



The handle is removable.
The handle can be stored
in the designated space.

Operating Instructions

1. To begin, connect the power cord and press "START".
2. Function Selection: After powering on, press "FUNCTION" to choose a desired function. Upon selection, the indicator light will turn on and the function will activate after a 3-second delay.
3. Boiling Water: To boil water, press "FUNCTION" and select the "boil" function. The indicator light will turn on for 3 seconds, signaling the commencement of the boiling process. The heating will cease automatically once the water temperature reaches 100°C.
4. Keep Warm: After starting the supply, press "FUNCTION" and choose "keep warm". This function maintains the water temperature, with the indicator light and heat preservation active for up to 6 hours.
5. Temperature Setting: Under the "keep warm" setting, press "TEMPERATURE" to adjust the heat level. You can select from 40°C up to 90°C increasing in 10°C increments with each button press (that includes 40°C, 50°C, 60°C, 70°C, 80°C, and 90°C).



LCD

Warranty

Products that you buy directly from our Porodo website or shop come with a 24-month warranty.

When you buy Porodo products from any of our approved sellers, you only get a 12-month warranty. If you want to extend this warranty, go to our website at **<https://porodo.net/warranty>** and fill out the form with your information. Don't forget to upload a picture of the product too. After we've checked and accepted your request, we'll send you an email to confirm that your product's warranty has been extended.

For more info, please check:
porodo.net/warranty

Contact Us

If you have any questions about this Privacy Policy, please contact us at:
info@porodo.net

Website: **porodo.net**

Service Support: **support@porodo.net**

Instagram: **[porodo](https://www.instagram.com/porodo)**